

design ▶ supply ▶ deliver ▶ install

▶ Head Office: Southern Depot  
Marsh Road | Lords Meadow Trading Estate | Crediton | Devon | EX17 1EU  
Sales: Tel: 01363 775411 | Email: sales@uosltd.co.uk

## PRODUCT DATA SHEET

### Panel Ended Rectangular Workstation

CODE: LDPE1200



Our Panel Ended Rectangular Workstations are part of our Universal Range of office furniture, designed with practicality in mind to enhance your workspace and boost efficiency. With its standout features including a 18mm thick top, double portholes, and robust panel end legs for added durability and stability. This panel ended rectangular workstation is an ideal choice for those seeking a functional workspace that balances productivity with an attractive design.

## FEATURES & SPECIFICATIONS

- Cable access ports included
- Panel end legs
- 18mm top



#### Codes:


LDPE1200 - W1200 x D800 x H726mm



Sepia Oak



Beech



White

design ► supply ► deliver ► install

► Head Office: Southern Depot  
Marsh Road | Lords Meadow Trading Estate | Crediton | Devon | EX17 1EU  
Sales: Tel: 01363 775411 | Email: sales@uosltd.co.uk

## PRODUCT DATA SHEET

### Panel Ended Rectangular Workstation

CODE: LDPE1500



Our Panel Ended Rectangular Workstations are part of our Universal Range of office furniture, designed with practicality in mind to enhance your workspace and boost efficiency. With its standout features including a 18mm thick top, double portholes, and robust panel end legs for added durability and stability. This panel ended rectangular workstation is an ideal choice for those seeking a functional workspace that balances productivity with an attractive design.

## FEATURES & SPECIFICATIONS

- Cable access ports included
- Panel end legs
- 18mm top



#### Codes:


LDPE1500 - W1500 x D800 x H726mm



Sepia Oak



Beech



White

design ► supply ► deliver ► install

► Head Office: Southern Depot  
Marsh Road | Lords Meadow Trading Estate | Crediton | Devon | EX17 1EU  
Sales: Tel: 01363 775411 | Email: sales@uosltd.co.uk

## PRODUCT DATA SHEET

### Panel Ended Rectangular Workstation

CODE: LDPE1600



Our Panel Ended Rectangular Workstations are part of our Universal Range of office furniture, designed with practicality in mind to enhance your workspace and boost efficiency. With its standout features including a 18mm thick top, double portholes, and robust panel end legs for added durability and stability. This panel ended rectangular workstation is an ideal choice for those seeking a functional workspace that balances productivity with an attractive design.

## FEATURES & SPECIFICATIONS

- Cable access ports included
- Panel end legs
- 18mm top



#### Codes:


LDPE1600 - W1600 x D800 x H726mm



Sepia Oak



Beech



White

design ► supply ► deliver ► install

► Head Office: Southern Depot  
Marsh Road | Lords Meadow Trading Estate | Crediton | Devon | EX17 1EU  
Sales: Tel: 01363 775411 | Email: sales@uosltd.co.uk

## PRODUCT DATA SHEET

### Panel Ended Rectangular Workstation

CODE: LDPE1800



Our Panel Ended Rectangular Workstations are part of our Universal Range of office furniture, designed with practicality in mind to enhance your workspace and boost efficiency. With its standout features including a 18mm thick top, double portholes, and robust panel end legs for added durability and stability. This panel ended rectangular workstation is an ideal choice for those seeking a functional workspace that balances productivity with an attractive design.

## FEATURES & SPECIFICATIONS

- Cable access ports included
- Panel end legs
- 18mm top



#### Codes:


LDPE1800 - W1800 x D800 x H726mm



Sepia Oak



Beech



White