

# Universal Office Solutions

your complete office solution...



design ► supply ► deliver ► install

# about us

## ► your complete furniture solution

We are a privately-owned family run business offering delivery and installation of office furniture and equipment - nationwide.

With over 40 years of combined knowledge and experience within the office furniture industry we value all our customers, which include major construction companies, home builders, schools and colleges and commercial offices both large and small.

Products are carefully selected for value and durability. A comprehensive range of products are held in stock enabling us to offer order fulfilment in a short turnaround.

Our unique 'no hassle' service includes delivery in our own company vehicles with FREE installation by our experienced team. They will assemble the furniture for you, leaving your new equipment ready to use without delay. All packaging is removed and returned to our depots for recycling in line with our environmental policy.


At Universal we firmly believe that to provide a good service is much more than simply securing a sale. We have a helpful and friendly sales team committed to making your buying experience a good one. We are there to provide professional advice on all our products and offer unlimited support to you and your organisation from the first point of contact right through to after sales care.



**Free Space Planning Service**



**Nationwide Delivery**



**Free Assembly**

### What We Offer:

#### **Good-Quality Office Furniture:**

Choose from a wide range of modern and ergonomic office furniture designed to enhance productivity and comfort to suit all budgets.

#### **Professional Delivery and Installation:**

Our experienced fitters will deliver, assemble and install your furniture for FREE, ensuring a seamless setup process, leaving your new equipment ready to use!

#### **Free Space Planning Service:**

Our expert team will create a customised layout that optimizes your workspace, maximising efficiency and aesthetics.



**Download Now!**



► **Design** ► **Supply** ► **Deliver** ► **Install**

## ▶ contents

<b>01</b>	<b>universal range .....</b>	<b>04 - 17</b>
<b>02</b>	<b>platinum range .....</b>	<b>18 - 23</b>
<b>03</b>	<b>maestro 25 range .....</b>	<b>24 - 31</b>
<b>04</b>	<b>trinity range .....</b>	<b>32 - 39</b>
<b>05</b>	<b>sit-stand desks .....</b>	<b>40 - 43</b>
<b>06</b>	<b>office seating .....</b>	<b>44 - 51</b>
<b>07</b>	<b>modular meeting tables .....</b>	<b>52 - 59</b>
<b>08</b>	<b>meeting and boardroom .....</b>	<b>60 - 61</b>
<b>09</b>	<b>meeting seating .....</b>	<b>62 - 69</b>
<b>10</b>	<b>steel storage and shelving .....</b>	<b>70 - 77</b>
<b>11</b>	<b>reception counters .....</b>	<b>78 - 81</b>
<b>12</b>	<b>reception and breakout seating .....</b>	<b>82 - 101</b>
<b>13</b>	<b>indoor/outdoor dining .....</b>	<b>102 - 115</b>
<b>14</b>	<b>canteen .....</b>	<b>116 - 119</b>
<b>15</b>	<b>cloakroom .....</b>	<b>120 - 121</b>
<b>16</b>	<b>lockers and personal storage .....</b>	<b>122 - 127</b>
<b>17</b>	<b>draughtsmans, drawing and plan filing .....</b>	<b>128 - 131</b>
<b>18</b>	<b>power modules and cable management .....</b>	<b>132 - 137</b>
<b>19</b>	<b>office extras .....</b>	<b>138 - 143</b>



# universal range - desks



18MM  
TOP



## Single Pedestal Desks 2 Drawer

W1200 x D730 x H726mm...**UDESC48/2(\*)**

W1500 x D730 x H726mm...**UDESC60/2(\*)**

\*Please add wood finish to the product code  
Comes without cable access ports as standard  
but can be manufactured with upon request  
Pedestals can be fitted left or right handed  
Grey metal legs  
Fully lockable  
18mm top

LH RH

18MM  
TOP



## Single Pedestal Desks 3 Drawer

W1200 x D730 x H726mm...**UDESC48/3(\*)**

W1500 x D730 x H726mm...**UDESC60/3(\*)**

W1800 x D730 x H726mm...**UDESC72/3(\*)**

\*Please add wood finish to the product code  
Comes without cable access ports as standard  
but can be manufactured with upon request  
Pedestals can be fitted left or right handed  
Grey metal legs  
Fully lockable  
18mm top

LH RH

### Wood Finishes



Sepia  
Oak



Beech



White



# universal range - desks

18MM  
TOP



## Double Pedestal Desks 6 Drawer

W1500 x D730 x H726mm...**UDESK60/6(\*)**

W1800 x D730 x H726mm...**UDESK72/6(\*)**

\*Please add wood finish to the product code

Comes without cable access ports as standard but can be manufactured with upon request

Grey metal Legs

Fully lockable

18mm top

18MM  
TOP



## Desk End Bookcase

W730 x D340 x H726mm...**UBC726(\*)**

\*Please add wood finish to the product code

Adjustable feet

Fixed shelf

18mm top

18MM  
TOP



## Bench Style Desks

W1000 x D800 x H740mm...**AMR1000(\*)**

W1200 x D800 x H740mm...**AMR1200(\*)**

W1400 x D800 x H740mm...**AMR1400(\*)**

W1500 x D800 x H740mm...**AMR1500(\*)**

W1600 x D800 x H740mm...**AMR1600(\*)**


\*Please add wood finish to the product code

Cable access ports included

Silver goal post legs

18mm top (25mm top available upon request)

### Wood Finishes



Sepia  
Oak



Beech



White

# universal range - workstations



18MM  
TOP



## Cantilever Rectangular Workstations

W1200 x D800 x H726mm...**LD1200VDU(\*)**

W1500 x D800 x H726mm...**LD1500VDU(\*)**

W1600 x D800 x H726mm...**LD1600VDU(\*)**

W1800 x D800 x H726mm...**LD1800VDU(\*)**

\*Please add wood finish to the product code

Cable access ports included

Twin upright silver cantilever legs

18mm top

18MM  
TOP



## Cantilever Radial Workstations

W1200 x D1200 x D800 x D600 x H726mm...**LDRD1200(\*\*)(\*)**

W1500 x D1200 x D800 x D600 x H726mm...**LDRD1500(\*\*)(\*)**

W1600 x D1200 x D800 x D600 x H726mm...**LDRD1600(\*\*)(\*)**

W1800 x D1200 x D800 x D600 x H726mm...**LDRD1800(\*\*)(\*)**

\*\*Please add L=Left Hand or R=Right to the product code

\*Please add wood finish to the product code

Cable access ports included


Twin upright silver cantilever legs

18mm top

Right Hand Featured

LH RH

Wood Finishes



# universal range - workstations

18MM  
TOP



## Panel Ended Rectangular Workstations

W1200 x D800 x H726mm...**LDPE1200(\*)**

W1500 x D800 x H726mm...**LDPE1500(\*)**

W1600 x D800 x H726mm...**LDPE1600(\*)**

W1800 x D800 x H726mm...**LDPE1800(\*)**

\*Please add wood finish to the product code

Cable access ports included

Panel end legs

18mm top

18MM  
TOP



## Panel Ended Radial Workstations

W1200 x D1200 x D800 x D600 x H726mm...**LDPERD1200(\*\*)(\*)**

W1500 x D1200 x D800 x D600 x H726mm...**LDPERD1500(\*\*)(\*)**

W1600 x D1200 x D800 x D600 x H726mm...**LDPERD1600(\*\*)(\*)**

W1800 x D1200 x D800 x D600 x H726mm...**LDPERD1800(\*\*)(\*)**

\*\*Please add L=Left Hand or R=Right to the product code

\*Please add wood finish to the product code

Cable access ports included

Panel end legs

18mm top

Right Hand Featured

LH RH



Wood Finishes



Sepia  
Oak



Beech



White



Mobile Pedestal - 2 Drawer



Mobile Pedestal - 3 Drawer



Desk High Pedestal - 600mm Deep



Desk High Pedestal - 800mm Deep



# universal range - pedestals



18MM  
TOP



## ► Desk High 3 Drawer Pedestal 600mm Deep

H726 x W434 x 600mm deep...**ST600DHP(\*)**

\*Please add wood finish to the product code

Height adjustable feet

Lockable and supplied with two keys

18mm top

18MM  
TOP



## ► Desk High 3 Drawer Pedestal 800mm Deep

H726 x W434 x 800mm deep...**ST800DHP(\*)**

\*Please add wood finish to the product code

Height adjustable feet

Lockable and supplied with two keys

18mm top

### Wood Finishes



Sepia  
Oak



Beech



White

# universal range - pedestals

18MM  
TOP



## Under Desk Mobile 2 Drawer Pedestal

H520 x W434 x D580mm...**STMPF(\*)**

\*Please add wood finish to the product code  
Lockable and supplied with two keys  
Supplied with castors  
18mm top

18MM  
TOP



## Under Desk Mobile 3 Drawer Pedestal

H520 x W434 x D580mm...**STMP3F(\*)**

\*Please add wood finish to the product code  
Lockable and supplied with two keys  
Supplied with castors  
18mm top

### Wood Finishes



Sepia  
Oak



Beech



White

## Under Desk Mobile (Steel) 3 Drawer Pedestal


H600 x W390 x D500mm...**BV40(\*)**

\*Please add steel finish to the product code  
Lockable and supplied with two keys  
Two shallow drawers and one filer drawer  
Steel construction  
Narrow option also available

### Steel Finishes



Black



Silver



White



# universal range - storage



18MM  
TOP

## ► Bookcases (3mm MDF Back Panels)

H800 x W740 x D340mm - 1 shelf (2 compartments).....**UBC08(\*)**

H1200 x W740 x D340mm - 2 shelves (3 compartments).....**UBC12(\*)**


H1770 x W740 x D340mm - 3 shelves\*\* (4 compartments)...**UBC1770(\*)**

\*Please add wood finish to the product code

\*\*Supplied with one fixed shelf

3mm MDF back panels

### Wood Finishes



Sepia  
Oak



Beech



White





# universal range - storage

18MM  
TOP

## ► Bookcases (Solid Back Panels)

H800 x W750 x D400mm - 1 shelf (2 compartment).....08BK(\*)  
 H1200 x W750 x D400mm - 2 shelves (3 compartments).....12BK(\*)  
 H1600 x W750 x D400mm - 3 shelves\*\* (4 compartments)....16BK(\*)  
 H2000 x W750 x D400mm - 4 shelves\*\* (5 compartments)...20BK(\*)

\*Please add wood finish to the product code

\*\*Supplied with one fixed shelf

18mm solid back panels



18MM  
TOP

## ► Double Door Lockable Storage Cupboards

H800 x W750 x D400mm - 1 shelf (2 compartments).....ST08(\*)  
 H1200 x W750 x D400mm - 2 shelves (3 compartments).....ST12(\*)  
 H1600 x W750 x D400mm - 3 shelves\*\* (4 compartments)...ST16(\*)  
 H2000 x W750 x D400mm - 4 shelves\*\* (5 compartments)...ST20(\*)

\*Please add wood finish to the product code

\*\*Supplied with one fixed shelf

Fully lockable

18mm solid back panels



### Wood Finishes



Sepia  
Oak



Beech



White



Grey

# universal range - tables



18MM  
TOP



18MM  
TOP



## ► Universal Office Tables

W730 x D730 x H726mm.....**30T(\*)**

W1200 x D730 x H726mm...**48T(\*)**

W1500 x D730 x H726mm...**60T(\*)**

W1800 x D730 x H726mm...**72T(\*)**

\*Please add wood finish to the product code

Grey metal frame

Available with adjustable feet upon request

18mm top

## ► Circular Table

1050 Diameter x H726mm...**SRCR1000(\*)**

\*Please add wood finish to the product code

Grey metal frame

Available with adjustable feet upon request

18mm top

### Wood Finishes




Sepia  
Oak



Beech



White



Grey

# universal range - tables

25MM  
TOP



## Round Meeting Table

1100mm Diameter x H730mm...**BTD1100(\*)**

\*Please add wood finish to the product code

Cruciform base

25mm top

18MM  
TOP



## Square Coffee Table

W595 x D595 x H500mm...**2424LT(\*)**

\*Please add wood finish to the product code

Panel end legs

18mm top

18MM  
TOP



## Rectangular Coffee Table

W1000 x D595 x H500mm...**3924LT(\*)**

\*Please add wood finish to the product code

Panel end legs

18mm Top

### Wood Finishes



Sepia  
Oak



Beech



White



# universal range - meeting



18MM  
TOP



## ► Panel Leg Conference Table

W1800 x D1000 x H720mm (to seat 6 persons)...**RCTF1810(\*)**

\*Please add wood finish to the product code

Panel end legs

25mm top


See next page for larger tables



### Wood Finishes



Sepia  
Oak



Beech



White

# universal range - meeting

18MM  
TOP



## ► Panel Leg Conference Tables

W2400 x D1200 x H720mm (to seat 8 persons)....**RCTF2412(\*)**  
W3000 x D1200 x H720mm (to seat 10 persons)....**RCTF3012(\*)**  
W3600 x D1200 x H720mm (to seat 12 persons)....**RCTF3612(\*)**  
W4200 x D1200 x H720mm (to seat 14 persons)....**RCTF4212(\*)**  
W4800 x D1200 x H720mm (to seat 16 persons)....**RCTF4812(\*)**  
W6000 x D1200 x H720mm (to seat 20 persons)....**RCTF6012(\*)**  
W7500 x D1200 x H720mm (to seat 24 persons)....**RCTF7512(\*)**

\*Please add wood finish to the product code

Special sizes available upon request

Panel end legs

18mm top



### Wood Finishes



Sepia  
Oak



Beech



White



**RCTF3000 with 10no Black Contract Side Chairs - See USIDE upholstered side chairs featured on page 62**

# universal range - post room



18MM  
TOP



## Pigeon Hole Units - 2 Bay

2 Bay wide, 22 compartments - H986 x W650 x D362mm...**UPH22(\*)**

2 Bay wide, 12 compartments - H530 x W650 x D362mm...**UPH12(\*)**

\*Please add wood finish to the product code

Standalone free standing units

Removable shelves

18mm top



### Wood Finishes




**Sepia  
Oak**



**Beech**



**White**



**Grey**



# universal range - post room

18MM  
TOP



## Pigeon Hole Units - 4 Bay

4 - Bay - 44 compartments - H986 x W1280 x D362mm...**UPH44(\*)**

4 - Bay - 24 compartments - H530 x W1280 x D362mm...**UPH24(\*)**

\* Please add wood finish to the product code

Standalone free standing units

Removable shelves

18mm top

18MM  
TOP



## Post Sorter Table

Shelf Unit - W1280 x D700 x H880mm.....**A3SORTERSHELF(\*)**

Cupboard Unit - W1280 x D700 x H880mm...**A3SORTERCUP(\*)**

\*Please add wood finish to the product code

Standalone free standing units

18mm Top



### Wood Finishes




Sepia  
Oak



Beech



White



Grey

# platinum range - workstations



25MM  
TOP



## Cantilever Rectangular Workstations

W1200 x D800 x H725mm...**BTD1200VDU**

W1500 x D800 x H725mm...**BTD1500VDU**

W1600 x D800 x H725mm...**BTD1600VDU**

Silver twin upright cantilever legs

Cable access ports

25mm Top

Wood Finish



White

25MM  
TOP



## Cantilever Radial Workstations

W1500xD1200xD800xD600xH725mm...**BTD1500RAD(\*\*)**

W1600xD1200xD800xD600xH725mm...**BTD1600RAD(\*\*)**

W1800xD1200xD800xD600xH725mm...**BTD1800RAD(\*\*)**

\*\*Please add L=Left Hand or R=Right to the product code

Silver twin upright cantilever legs

Cable access ports

25mm Top

**LH** **RH**

Wood Finish



White

**Right Hand Featured**

# platinum range - workstations

25MM  
TOP



## Panel End Rectangular Workstations

W1200 x D800 x H725mm...**BTD1200PEVDU**

W1500 x D800 x H725mm...**BTD1500PEVDU**

W1600 x D800 x H725mm...**BTD1600PEVDU**

Panel ended legs

Cable access ports

25mm Top

Wood Finish



White

25MM  
TOP



## Panel End Radial Workstations

W1500xD1200xD800xD600xH725mm...**BTD1500PERAD(\*\*)**

W1600xD1200xD800xD600xH725mm...**BTD1600PERAD(\*\*)**

W1800xD1200xD800xD600xH725mm...**BTD1800PERAD(\*\*)**

\*\*Please add L=Left Hand or R=Right to the product code

Panel ended legs

Cable access ports

25mm Top

**LH RH**

Wood Finish



White

**Right Hand Featured**



**Comprising 1 x Cantilever Rectangular Workstation, 1 x 3 Drawer Mobile Pedestal, 2 x 1200mm & 1 x 2000mm Cupboard and 1 x Titan HB Mesh Chair.**



# platinum range - pedestals

25MM  
TOP



## ► Desk High Pedestals 3 Drawers

H725 x W435 x D600mm...**BTD600DHP**

H725 x W435 x D800mm...**BTD800DHP**

Lockable and supplied with two keys

Flyover drawer fronts

Matt nickel handles

25mm Top

Wood Finish



White

25MM  
TOP



## ► Mobile Under Desk Pedestals

2 Drawer H550 x W435 x D580mm...**BTDMP2**

3 Drawer H550 x W435 x D580mm...**BTDMP3**

Lockable and supplied with two keys

Flyover drawer fronts

25mm Top

**3 Drawer Featured**

Wood Finish



White

# platinum range - tables

25MM  
TOP

## ▶ Round Meeting Table

W1100 x D1100 x H720mm...**BTD1100**

Cruciform base

25mm Top



Wood Finish



White

25MM  
TOP

## ▶ Reception Tables

H500 x W1000 x D595mm...**BTD1000LOW**

H500 x W595 x D595mm.....**BTD595LOW**

Panel end legs

Other sizes available upon request

25mm Top



Wood Finish



White

# platinum range - storage

25MM  
TOP

Wood Finish



White



## ► Bookcases (Solid Back Panels)

H800xW800xD480mm - 1 shelf (2 compartment).....**BTD800BK**

H1200xW800xD480mm - 2 shelves (3 compartments)....**BTD1200BK**

H1600xW800xD480mm - 3 shelves (4 compartments)....**BTD1600BK**

H2000xW800xD480mm - 4 shelves (5 compartments)....**BTD2000BK**

Supplied with fixed shelves

18mm solid back panels

25mm top



# platinum range - storage

25MM  
TOP

Wood Finish



White



## ► Cupboards (Solid Back Panels)

H800xW800xD480mm - 1 shelf (2 compartment).....**BTD800CUP**

H1200xW800xD480mm - 2 shelves (3 compartments)....**BTD1200CUP**

H1600xW800xD480mm - 3 shelves (4 compartments)....**BTD1600CUP**

H2000xW800xD480mm - 4 shelves (5 compartments)....**BTD2000CUP**


Lockable and supplied with two keys

Supplied with fixed shelves

18mm solid back panels

25mm top

# maestro 25 range - workstations



25MM  
TOP



Right Hand Featured

## ▶ Cantilever Radial Workstation

W1400 x D1200 x D800 x D600 x H725mm...**25SE(\*\*)14(\*)**

W1600 x D1200 x D800 x D600 x H725mm...**25SE(\*\*)16(\*)**

W1800 x D1200 x D800 x D600 x H725mm...**25SE(\*\*)18(\*)**

\*\*Please add L=Left Hand or R=Right to the product code

\*Please add frame colour followed by wood finish to the product code

Twin upright cantilever legs

Cable access port holes

25mm top

LH RH

### Frame Finishes




Black

Silver

White

### Wood Finishes



Beech

Grey  
Oak

Oak

White

Walnut

# maestro 25 range - workstations

25MM  
TOP



## Cantilever Rectangular Workstation

W800 x D800 x H725mm.....[MC8\(\\*\)](#)

W1000 x D800 x H725mm...[MC10\(\\*\)](#)

W1200 x D800 x H725mm...[MC12\(\\*\)](#)

W1400 x D800 x H725mm...[MC14\(\\*\)](#)

W1600 x D800 x H725mm...[MC16\(\\*\)](#)

W1800 x D800 x H725mm...[MC18\(\\*\)](#)

\*Please add frame colour followed by wood finish to the product code

Twin upright cantilever legs

Cable access port holes

25mm top

25MM  
TOP



## Cantilever Wave Workstation

W1400 x D800 x D990 x H725mm...[U25SW\(\\*\\*\)14\(\\*\)](#)

W1600 x D800 x D990 x H725mm...[U25SW\(\\*\\*\)16\(\\*\)](#)

\*\*Please add L=Left Hand or R=Right to the product code

\*Please add frame colour followed by wood finish to the product code

Twin upright cantilever legs

Cable access port holes

25mm top

**LH** **RH**

**Right Hand Featured**



## Fixed Pedestals 2 & 3 Drawer

H474 x W416 x D590mm - 2 Drawer...[R2F\(\\*\)](#)

H474 x W416 x D590mm - 3 Drawer...[R3F\(\\*\)](#)

\*Please add wood finish to the product code


Pedestals can be fitted left or right handed

Silver curved handles

Lockable and supplied with two keys

**LH** **RH**

### Frame Finishes




Black

Silver

White

### Wood Finishes



Beech

Grey  
Oak

Oak

White

Walnut



# maestro 25 range - storage



25MM  
TOP



## Desk High 3 Drawer Pedestal - 600mm Deep

W426 x D600 x H725mm...[R25DH6\(\\*\)](#)

\*Please add wood finish to the product code

Silver curved handles

Lockable and supplied with two keys

25mm top

25MM  
TOP



## Desk High 3 Drawer Pedestal - 800mm Deep

W426 x D800 x H725mm...[R25DH8\(\\*\)](#)

\*Please add wood finish to the product code

Silver curved handles


Lockable and supplied with two keys

25mm top


### Wood Finishes



Beech




Grey  
Oak



Oak



White



Walnut

# maestro 25 range - storage

25MM  
TOP



## Mobile 2 Drawer Under Desk Pedestal

W426 x D600 x H567mm...**R2M(\*)**

\* Please add wood finish to the product code

Silver curved handles

Lockable and supplied with two keys

25mm top

25MM  
TOP



## Mobile 3 Drawer Under Desk Pedestal

W426 x D600 x H567mm...**R3M(\*)**

\*Please add wood finish to the product code

Silver curved handles

Lockable and supplied with two keys

25mm top

25MM  
TOP



## Desk High Cupboard

W800 x D600 x H725mm...**DHCC(\*)**

\*Please add wood finish to the product code

Supplied with one adjustable shelf

Silver curved handles

Lockable and supplied with two keys

25mm top

25MM  
TOP



## Desk High Bookcase

W800 x D600 x H725mm...**DHBC(\*)**

\*Please add wood finish to the product code


Supplied with one adjustable shelf

25mm top

### Wood Finishes



Beech




Grey  
Oak



Oak



White



Walnut



# maestro 25 range - storage



25MM  
TOP

## ► Bookcases (Solid Back Panels)

H740 x W800 x D470mm - 1 shelf.....**R740(\*)**

H1090 x W800 x D470mm - 2 shelves.....**R1090(\*)**

H1440 x W800 x D470mm - 3 shelves\*\*...**R1440(\*)**

H1790 x W800 x D470mm - 4 shelves\*\*...**R1790(\*)**

H2140 x W800 x D470mm - 5 shelves\*\*...**R2140(\*)**

\*Please add wood finish to the product code

\*\*One fixed shelf

25mm top



### Wood Finishes



Beech

Grey  
Oak

Oak

White

Walnut



# maestro 25 range - storage

25MM  
TOP



## Storage Cupboards (Solid Back Panels)

- H740 x W800 x D470mm - 1 shelf.....**R740D(\*)**
- H1090 x W800 x D470mm - 2 shelves..... **R1090D(\*)**
- H1440 x W800 x D470mm - 3 shelves\*\*...**R1440D(\*)**
- H1790 x W800 x D470mm - 4 shelves\*\*...**R1790D(\*)**
- H2140 x W800 x D470mm - 5 shelves\*\*...**R2140D(\*)**

\*Please add wood finish to the product code

\*\*One fixed shelf

Silver curved handles

Lockable and supplied with two keys

25mm top

25MM  
TOP



## Combination Display Cupboards

- H1440 x W800 x D470mm - (2 shelves)....**R1440OP(\*)**
- H1790 x W800 x D470mm - (3 shelves)....**R1790OP(\*)**
- H2140 x W800 x D470mm - (4 shelves)....**R2140OP(\*)**

\*Please add wood finish to the product code

Silver curved handles

Lockable and supplied with two keys

All cupboards come with one fixed shelf



Available with Glass Doors


### Wood Finishes



Beech




Grey  
Oak



Oak



White



Walnut

# maestro 25 range - storage



25MM  
TOP



## ► Deluxe Filing Cabinets

H730 x W480 x D655mm.....[LF2\(\\*\)](#)

H1045 x W480 x D655mm...[LF3\(\\*\)](#)

H1360 x W480 x D655mm...[LF4\(\\*\)](#)

\*Please add wood finish to the product code

Silver curved handles

Lockable and supplied with two keys

LF2 and LF3 not available in Grey Oak



### Wood Finishes



Beech

Grey  
Oak

Oak

White

Walnut

# maestro 25 range - storage

25MM  
TOP



## Combination Display Tambours

H1600 x W1020 x D550mm - (1 shelf).....**TO16(\*)**

H2000 x W1020 x D550mm - (2 shelves)...**TO20(\*)**

\*Please add wood finish to the product code


Supplied empty but can be fitted with all systems internal fittings, such as plain shelf, roll out suspension and lateral filing frame

Lockable and supplied with two keys

Silver tambour doors



### Wood Finishes



Beech

Oak

White

Available with Glass Doors

25MM  
TOP



## Single Door Tambour Cupboards

H1090 x W800 x D470mm - (2 shelves)...**R1090TC(\*)**

H2140 x W800 x D470mm - (5 shelves)...**R2140TC(\*)**

\*Please add wood finish to the product code

Silver tambour door

Lockable and supplied with two keys



### Wood Finishes



Beech

Oak

White



# trinity range - workstations



25MM  
TOP



Right Hand Featured



## Cantilever Radial Workstation

W1600 x D1200 x D800 x D600 x H730mm... **TWU1612(\*\*)(\*)**

W1800 x D1200 x D800 x D600 x H730mm... **TWU1812(\*\*)(\*)**

\*\*Please add L=Left Hand or R=Right to the product code

\* Please add frame colour followed by wood finish to the product code

Three cable access ports included

Adjustable feet

25mm top

**LH RH**

### Frame Finishes




Black

Silver

White

### Wood Finishes



Black

Beech

Nova  
Oak

Grey  
Oak

Maple

White

Dark  
Walnut

# trinity range - workstations

25MM  
TOP



## ▶ Rectangular Workstation 600mm Deep

W800 x D600 x H730mm....[TWU8060REC\(\\*\)](#)  
W1200 x D600 x H730mm...[TWU1260REC\(\\*\)](#)  
W1400 x D600 x H730mm...[TWU1460REC\(\\*\)](#)  
W1600 x D600 x H730mm...[TWU1660REC\(\\*\)](#)  
W1800 x D600 x H730mm...[TWU1860REC\(\\*\)](#)

\* Please add frame colour followed by wood finish to the product code

Cable access ports included

Adjustable feet

25mm Top

25MM  
TOP



## ▶ Rectangular Workstation 800mm Deep

W800 x D800 x H730mm....[TWU8080REC\(\\*\)](#)  
W1200 x D800 x H730mm...[TWU1280REC\(\\*\)](#)  
W1400 x D800 x H730mm...[TWU1480REC\(\\*\)](#)  
W1600 x D800 x H730mm...[TWU1680REC\(\\*\)](#)  
W1800 x D800 x H730mm...[TWU1880REC\(\\*\)](#)

\*Please add frame colour followed by wood finish to the product code

Cable access ports included

Adjustable feet

25mm Top

### Frame Finishes



Black

Silver

White

### Wood Finishes



Black

Beech

Nova  
Oak

Grey  
Oak

Maple

White

Dark  
Walnut



## ▶ 3 Drawer Under Desk STEEL Pedestals

W300 x D470 x H615mm...[TKUSSMP3\(\\*\)](#)

W380 x D470 x H615mm....[TKUSMP3\(\\*\)](#)

\*Please add steel finish to the product code

Discreet side handle drawer

Lockable and supplied with two keys

Steel construction

Anti-tilt

### Steel Finishes




Black

Silver

White

# trinity range - office storage



25MM  
TOP



## ▶ 3 Drawer Desk High Pedestal 600mm Deep

W404 x D600 x H730mm...[TESDHP3\(\\*\)](#)

\*Please add wood finish to the product code

Two shallow drawers and one filing drawer for foolscap or A4 suspensions files

Lockable and supplied with two keys

25mm top

25MM  
TOP



## ▶ 3 Drawer Desk High Pedestal 800mm Deep

W404 x D800 x H730mm...[TESDHP3/800\(\\*\)](#)

\*Please add wood finish to the product code

Two shallow drawers and one filing drawer for foolscap or A4 suspensions files

Lockable and supplied with two keys

25mm top

### Wood Finishes



Beech



Nova  
Oak




Grey  
Oak



White



Maple



Dark  
Walnut



# trinity range - office storage

25MM  
TOP



## 2 Drawer Under Desk Mobile Pedestal

W404 x D500 x H595mm... **TESMP2(\*)**

\*Please add wood finish to the product code

One shallow drawer and one filing drawer for foolscap or A4 suspension files

Lockable and supplied with two keys

25mm top

25MM  
TOP



## 3 Drawer Under Desk Mobile Pedestal

W404 x D500 x H595mm... **TESMP3(\*)**

\*Please add wood finish to the product code

Three shallow drawers

Lockable and supplied with two keys

25mm top

25MM  
TOP



## 3 Drawer Tall Under Desk Mobile Pedestal

W404 x D500 x H690mm... **TESUDP3(\*)**

\*Please add wood finish to the product code

Two shallow drawers and one filing drawer for foolscap or A4 suspension files

Lockable and supplied with two keys

25mm top

### Wood Finishes



Beech



Nova  
Oak



Grey  
Oak



White



Maple



Dark  
Walnut

# trinity range - office storage



## ▶ 2 Drawer Fixed Pedestal

W404 x D655 x H495mm...**TESHP2/655(\*)**

\*Please add wood finish to the product code

One shallow drawer and one filing drawer for foolscap or

A4 suspension files

Lockable and supplied with two keys

Silver handles



## ▶ 3 Drawer Fixed Pedestal

W404 x D655 x H495mm...**TESHP3/655(\*)**

\*Please add wood finish to the product code

Three shallow drawers

Lockable and supplied with two keys

Silver handles

### Wood Finishes



Beech



Nova  
Oak



Grey  
Oak



White



Maple



Dark  
Walnut



Featured with 3 Drawer Fixed Pedestal



Featured with 2 Drawer Fixed Pedestal

# trinity range - office storage

25MM  
TOP



## ▶ 2 Drawer Filing Cabinet

H710 x W464 x D600mm... **TES2FC(\*)**

\*Please add wood finish to the product code

25kg load tolerance per drawer

Accommodate foolscap and A4 suspension files

100% drawer extension on accuride runners

Lockable and supplied with two keys

Black adjustable feet for levelling

25mm top

25MM  
TOP



## ▶ 3 Drawer Filing Cabinet

H1030 x W464 x D600mm... **TES3FC(\*)**

\*Please add wood finish to the product code

25kg load tolerance per drawer

Accommodate foolscap and A4 suspension files

100% drawer extension on accuride runners

Lockable and supplied with two keys

Black adjustable feet for levelling

25mm top

25MM  
TOP



## ▶ 4 Drawer Filing Cabinet

H1365 x W464 x D600mm... **TES4FC(\*)**

\*Please add wood finish to the product code

25kg load tolerance per drawer

Accommodate foolscap and A4 suspension files

100% drawer extension on accuride runners

Lockable and supplied with two keys

Black adjustable feet for levelling

25mm top

### Wood Finishes



Beech



Nova  
Oak




Grey  
Oak



White



Maple



Dark  
Walnut



# trinity range - office storage



25MM  
TOP



## Wooden Bookcases (Solid Back Panels)

H730 x W800 x D450mm - 1 shelf.....[WDS745\(\\*\)](#)

H800 x W800 x D450mm - 1 shelf.....[WDS845\(\\*\)](#)

H1200 x W800 x D450mm - 3 shelves...[WDS1245\(\\*\)](#)

H1800 x W800 x D450mm - 4 shelves...[WDS1845\(\\*\)](#)

H2000 x W800 x D450mm - 4 shelves...[WDS2045\(\\*\)](#)

\*Please add wood finish to the product code

Black adjustable feet for leveling

Adjustable shelves

10kg weight tolerance per shelf

### Wood Finishes



Beech

Nova  
Oak

Grey  
Oak

White

Maple

Dark  
Walnut

# trinity range - office storage

25MM  
TOP



## Wooden Cupboards (Solid Back Panels)

H730 x W800 x D450mm - 1 shelf.....[WDS745CP\(\\*\)](#)  
 H800 x W800 x D450mm - 1 shelf.....[WDS845CP\(\\*\)](#)  
 H1200 x W800 x D450mm - 3 shelves....[WDS1245CP\(\\*\)](#)  
 H1800 x W800 x D450mm - 4 shelves....[WDS1845CP\(\\*\)](#)  
 H2000 x W800 x D450mm - 4 shelves....[WDS2045CP\(\\*\)](#)

\*Please add wood finish to the product code

Black adjustable feet for levelling

Lockable and supplied with two keys

Adjustable shelves

10kg weight tolerance per shelf

25MM  
TOP



## Heavy Duty Side Filer

W800 x D600 x H730mm...[TKDH800SF\(\\*\)](#)

\*Please add wood finish to the product code

A desk-high side filer, designed to accommodate more files


Accommodate foolscap and A4 suspension files

Lockable and supplied with two keys

Anti-tilt mechanism

25mm top

### Wood Finishes



Beech

Nova  
Oak

Grey  
Oak

White

Maple

Dark  
Walnut

# sit-stand desks



Available in White

The desk top sit-stand workstation works as a desk converter. It simply sits on top of your existing desk and converts it to a height-adjustable desk, without any changes to your existing desk required, simple and easy to use, you can change position from sit to stand with a simple pull.

## ► Desk-Top Sit-Stand Desk Converter

Black - Sit Stand Desk Converter....[GSS061AB](#)  
White - Sit Stand Desk Converter...[GSS061AW](#)  
Worktop 800 x 400mm - keyboard tray 800 x 300mm  
Height adjustable 110 - 500mm, max load 15kg

### Wood Finishes



White Black



# sit-stand desks

Featuring 2 electric motors that allow you to adjust the height of your desk quickly, this electric sit-stand desk helps to reduce your sitting hours without sacrificing working hours.

It's quick and easy to adjust and can be raised from 620mm to 1280mm within seconds. This allows you to work comfortably, whether sitting down or standing up.

The advanced touch-sensitive controller lets you set 3 favourite min/max positions, anti-collision sensitivity, display unit (cm or in), and sit-stand alert timer.

25MM  
TOP



## Dual Motor Electric Sit-Stand Desk


W1200 x D800 x H620 - 1280mm...[EDF12D\(\\*\)](#)

W1400 x D800 x H620 - 1280mm...[EDF14D\(\\*\)](#)


W1600 x D800 x H620 - 1280mm...[EDF16D\(\\*\)](#)

W1800 x D800 x H620 - 1280mm...[EDF18D\(\\*\)](#)

\*Please add frame colour followed by wood finish to the product code  
25mm top




Timer



Low  
Noise



125kg  
Load



Advanced  
Controller



Low Power  
Controller



Anti  
Collision



Powerful  
Dual Motor

### Frame Finishes




Black

Silver

White

### Wood Finishes



Maple

Beech

Oak

Walnut

White

# sit-stand desks

The Ergolift single motor Sit-Stand electronic height adjustable desk has a 2 button control panel to raise and lower the height of the desk to suit your individual requirements in a smooth and quiet action.

It's digital display has 4 memory settings and comes complete with USB and USB-C phone charging.

It's smooth and quiet ascend/descend adjusts with just a push of the button from 680mm to 1130mm. Available in a choice of 3 different lengths, frame colours and desktop wood finishes.

25MM  
TOP



## Electric Ergolift Height Adjustable Desk

W1200 x D800 x H680 - 1130mm...[HAT120\(\\*\)](#)


W1400 x D800 x H680 - 1130mm...[HAT140\(\\*\)](#)

W1600 x D800 x H680 - 1130mm...[HAT160\(\\*\)](#)

\* Please add frame colour followed by wood finish to the product code  
25mm top



Low  
Noise



Single  
Motor



160kg  
Load



Power  
20V



Digital display with  
four memory settings

### Frame Finishes




Black

Silver

White

### Wood Finishes



Light  
Oak

Beech

White

# sit-stand desks

Elev8 Mono height adjustable desk allows you to alter the height of your desk with just a touch of a button. The single motor adjusts the two-tiered leg column from 700mm to 1200mm in a fluid and quiet (44db) movement.

Vertical cable spines hide unsightly cables from the floor - ask a member of our sales team for "Cable Management" options.

25MM  
TOP



## Elev8 Mono Straight Sit-Stand Desk

W1200 x D800 x H700 - 1200mm...[EVM-1200\(\\*\)](#)

W1400 x D800 x H700 - 1200mm...[EVM-1400\(\\*\)](#)

W1600 x D800 x H700 - 1200mm...[EVM-1600\(\\*\)](#)

\* Please add frame colour followed by wood finish to the product code  
25mm top



Low  
Noise



Single  
Motor



160kg  
Load



Power  
20V



Example of white  
top/oak edge

### Frame Finishes



Silver

White

### Wood Finishes



Beech

Grey  
Oak

Oak

Walnut

White  
Oak

White



# office seating - operators



8

HOUR  
USAGE

95<sup>KG</sup>

WEIGHT  
TOLERANCE

1

YEAR  
WARRANTY



## High Back Operator Chair

Code:.....**UOPS(\*)**

\*Please add your colour choice of fabric

Gas lift tested up to 95kg


Suitable for up to 8 hours

Twin lever mechanism

Adjustable seat height and tilt of the backrest

Generous foam cushioning on the seat and back

### Fabric Options



Charcoal Blue

8

HOUR  
USAGE

150<sup>KG</sup>

WEIGHT  
TOLERANCE

5

YEAR  
WARRANTY



## High Back Operators Chair

No Arms.....**HIMP(\*)**

Fixed Arms.....**HIMPA(\*)**

Adjustable Arms.....**HIMPZA(\*)**

Folding Arms.....**HIMPFA(\*)**

\*Please contact our sales team for fabric colour options

Gas lift tested up to 150kg

Suitable for up to 8 hours

Twin lever mechanism

Available with black or chrome base

Additional features and benefits can be added at point of ordering



Unlimited  
Fabrics

Featured with Folding Arms

# office seating - operators

**8**  
HOUR  
USAGE

**115** KG  
WEIGHT  
TOLERANCE

**2**  
YEAR  
WARRANTY



Featured with Fixed Arms

## Vantage 200 Fabric Operator Chair

No Arms.....**V200(\*)**

Fixed Arms.....**V201(\*)**

Height Adjustable Arms.....**V202(\*)**

\*Please add your colour choice of fabric

Gas lift tested up to 115kg

Suitable for up to 8 hours

Asynchro mechanism provides free floating back action

Triple lever mechanism

Deep padded seat with independent seat tilt

### Fabric Options



Black Blue Charcoal

**8**  
HOUR  
USAGE

**115** KG  
WEIGHT  
TOLERANCE

**2**  
YEAR  
WARRANTY



Featured with Adjustable Arms

## Calypso II High Back Operators Chair

No Arms.....**CH2800(\*)**

Fixed Arms.....**CH2800+AC1002(\*)**

Adjustable Arms.....**CH2800+AC1040(\*)**

\*Please add your colour choice of fabric

Gas lift tested up to 115kg

Suitable for up to 8 hours

Deep cushioned seat and back upholstered in a tough wearing fabric

Twin lever mechanism

Backrest angle can be fixed or set free floating

### Fabric Options



Black Charcoal Royal Blue Claret Green Red

**8**  
HOUR  
USAGE

**150** KG  
WEIGHT  
TOLERANCE

**5**  
YEAR  
WARRANTY



Featured with Folding Arms

## Multi-functional High Back Task Chair

No Arms.....**TSK(\*)**

Fixed Arms.....**TSKA(\*)**

Adjustable Arms.....**TSKZA(\*)**

Folding Arms.....**TSKFA(\*)**

\*Please contact our sales team for fabric colour options

Gas lift tested up to 150kg

Suitable for up to 8 hours

Pump up lumbar, ratchet back and seat slide included

Three lever mechanism - Dual control

Mechanism weight tension control



Unlimited  
Fabrics

# office seating - managers

**8**  
HOUR  
USAGE

**115** KG  
WEIGHT  
TOLERANCE

**5**  
YEAR  
WARRANTY



## Concept Plus Ergonomic Office Chair

Code:.....**CH1808(\*)**

\*Please add your colour choice of fabric

Gas lift tested up to 115kg

Suitable for up to 8 hours

Deep cushioned seat and back

Inflatable lumbar pump for extra support

Adjustable ratchet back and seat slide included

Physio approved chair

### Fabric Options



Black Blue

**8**  
HOUR  
USAGE

**120** KG  
WEIGHT  
TOLERANCE

**1**  
YEAR  
WARRANTY



## Lucca High Back Fabric Managers Chair

Code:.....**LUC300T1(\*)**

\*Please add your colour choice of fabric

Gas lift tested up to 120kg

Suitable for up to 8 hours

Contoured lower back with adjustable lumbar

Gun metal nylon arms and base

### Fabric Options



Charcoal Blue

**8**  
HOUR  
USAGE

**115** KG  
WEIGHT  
TOLERANCE

**1**  
YEAR  
WARRANTY



## Tuscan High Back Managers Chair with Head Support

Code:.....**TUS300T1(\*)**

Code:.....**TUS300T1/MSH**

Code:.....**TUS300T1/LTH**

\*Please add your colour choice of fabric

Gas lift tested up to 115kg

Suitable for up to 8 hours

Headrest section can be used for hanging coats and jackets

Gas lift adjustment with weight tension control

Various fabric options

### Fabric Options



Black Mesh Black Leather Blue Black



# office seating - managers

8

HOUR  
USAGE

120 KG  
WEIGHT  
TOLERANCE

1

YEAR  
WARRANTY



## High Back Leather Look Managers Armchair

Code:.....**UMAN2/LTH**

Gas lift tested up to 120kg


Suitable for up to 8 hours

Integral headrest

Tilt lock mechanism

Padded armrests

Faux Leather Colour



Black

8

HOUR  
USAGE

120 KG  
WEIGHT  
TOLERANCE

2

YEAR  
WARRANTY



## Palermo High Back Executive Chair

Code:.....**PAL300K2**

Gas lift tested up to 120kg

Suitable for up to 8 hours


Double padded seat for enhanced comfort

User weight tension control with knee tilt

adjustment and gas lift adjustment

Silver nylon base with black trim

Faux Leather Colour



Black

8

HOUR  
USAGE

130 KG  
WEIGHT  
TOLERANCE

2

YEAR  
WARRANTY



## Derby High Back Executive Chair

Code:.....**DER300T1**

Gas lift tested up to 130kg


Suitable for up to 8 hours

Deep cushioned seat with waterfall front for increased comfort

Faux leather executive chair with mesh side panels

Gas lift adjustment with weight tension control

Faux Leather Colour



Black

# office seating - mesh

**8**  
HOUR  
USAGE

**115**<sup>KG</sup>  
WEIGHT  
TOLERANCE

**5**  
YEAR  
WARRANTY



## ► Marlos Mesh Back Operators Chair with Folding Arms

Code:.....**CH0790(\*)**

\*Please add your colour choice of mesh

Gas lift tested up to 115kg

Suitable for up to 8 hours

Black components

Lock tilt mechanism

Available in five colour options

### Fabric Options



Black



Blue



Green



Red



Orange

**8**  
HOUR  
USAGE

**120**<sup>KG</sup>  
WEIGHT  
TOLERANCE



## ► Titan High Back Mesh Armchair

Code:.....**TITAN/HB**

Gas lift tested up to 120kg

Suitable for up to 8 hours

Three lever mechanism

Height adjustable arms

Forward seat tilt

### Fabric Option



Black

**12**  
HOUR  
USAGE

**146**<sup>KG</sup>  
WEIGHT  
TOLERANCE

**2**  
YEAR  
WARRANTY



## ► Ergonomic Mesh Back Task Chair

Code:.....**TENMC**

Gas lift tested up to 146kg

Suitable for up to 12 hours

Triple lever mechanism with multi-position tilt lock

3D Arms (forward, back, up, down, left & right)

Adjustable lumbar support and seat slide

### Fabric Option



Black

# office seating - mesh

**24**  
HOUR  
USAGE

**150** KG  
WEIGHT  
TOLERANCE

**3**  
YEAR  
WARRANTY



## Sandro Mesh Back 24hr Executive Chair

Code:.....**SND300K2-K**

Gas lift tested up to 150kg


Suitable for up to 24 hours

Asynchro mechanism provides free floating back action,  
lockable seat and back

Black deep padded air mesh fabric seat with waterfall front

Adjustable lumbar support and arms

Fabric Option



Black

**8**  
HOUR  
USAGE

**150** KG  
WEIGHT  
TOLERANCE

**5**  
YEAR  
WARRANTY



## Mesh Back Executive Chair

Code:.....**MB442**

Gas lift tested up to 150kg


Suitable for up to 8 hours

Synchro mechanism with seat slide

Adjustable lumbar support

Integral headrest allows support for neck and shoulders

Fabric Option



Black

**24**  
HOUR  
USAGE

**177** KG  
WEIGHT  
TOLERANCE

**2**  
YEAR  
WARRANTY



## Nemo Heavy Duty 24hr Mesh Operator Chair

Code:.....**NEMO**

Gas lift tested up to 177kg


Suitable for up to 24 hours

Super soft adjustable lumbar

Moulded foam seat and headrest

Extra wide pivoting headrest

Fabric Option



Black



# office seating - 24 hour

24  
HOUR  
USAGE

152<sup>KG</sup>  
WEIGHT  
TOLERANCE

5  
YEAR  
WARRANTY



## Call Centre 24hr Operator Chair

Code:.....CH0905(\*)

\*Please add your colour choice of fabric

Gas lift tested up to 152kg

Suitable for up to 24 hours

Available with 2D height adjustable arms

Physio-approved foam padded chair

Heavy duty asynchro mechanism with torsion control

### Fabric Options



Blue

Black

24  
HOUR  
USAGE

150<sup>KG</sup>  
WEIGHT  
TOLERANCE

2  
YEAR  
WARRANTY



## Cornwall Multi-functional 24hr Operator Chair

Code:.....CWL300K2(\*)

\*Please add your colour choice of fabric

Gas lift tested up to 150kg

Suitable for up to 24 hours

Ergonomic 'tulip' shaped back with incorporated lumbar support

Gas height adjustment with seat slide

Synchro mechanism with seat and back tilt

### Fabric Options



Black

Blue

24  
HOUR  
USAGE

152<sup>KG</sup>  
WEIGHT  
TOLERANCE

5  
YEAR  
WARRANTY



## Cheetah Fabric 24hr Ergonomic Chair

Fabric code.....CH1111

Leather code.....CH1110

Gas lift tested up to 152kg


Suitable for up to 24 hours

Extra-thick foam seat pad

Heavy duty mechanism with independent controls

Integral seat slide to support taller users

### Fabric Options



Black  
Leather

Black

# office seating - 24 hour

**24**  
HOUR  
USAGE

**170** KG  
WEIGHT  
TOLERANCE

**2**  
YEAR  
WARRANTY



## Goliath Duo Heavy Duty 24hr Managers Chair

Leather.....**6925(\*)**

\*Please add your colour choice, BLK=Black, CRM=Cream, GRY=Grey to the product code

Gas lift tested up to 170kg


Suitable for up to 24 hours

Heavy duty bonded leather faced executive chair


Stylish contrasting piping detail

Generous seat measurement


### Bonded Leather Colours



Black



Cream



Grey

**24**  
HOUR  
USAGE

**150** KG  
WEIGHT  
TOLERANCE

**2**  
YEAR  
WARRANTY



## Zeus Leather Faced 24hr Task Chair

Medium back code.....**ZEU200K2**

High back code.....**ZEU300K3**

Gas lift tested up to 150kg


Suitable for up to 24 hours

High back multifunctional task chair

Independent seat tilt adjustment

Back rake and back height adjustment

### Faux Leather Colour



Black

High Back Featured

**24**  
HOUR  
USAGE

**220** KG  
WEIGHT  
TOLERANCE

**2**  
YEAR  
WARRANTY



## Hercules Extreme 24hr Heavy Duty Chair

Code:.....**6973**

Gas lift tested up to 220kg


Suitable for up to 24 hours

Large reinforced base for added strength and stability

Depth adjustable lumbar support pad

Soft touch fold up armrests

### Fabric Option



Black

# modular meeting tables



18MM  
TOP



## ► Universal Office Tables - 18mm Top

W730 x D730 x H726mm.....**30T(\*)**

W1200 x D730 x H726mm...**48T(\*)**

W1500 x D730 x H726mm...**60T(\*)**


W1800 x D730 x H726mm...**72T(\*)**

\*Please add wood finish to the product code

Grey metal frame

18mm top

### Wood Finishes




Sepia  
Oak



Beech



White



Grey



# modular meeting tables

25MM  
TOP



## ► Flexi 25 Office Tables - 25mm Top

W800 x D800 x H725mm.....**FLT800(\*)**

W1200 x D800 x H725mm...**FLT1200(\*)**

W1400 x D800 x H725mm...**FLT1400(\*)**

W1600 x D800 x H725mm...**FLT1600(\*)**

W1800 x D800 x H725mm...**FLT1800(\*)**

\*Please add frame colour followed by wood finish to the product code

Scratch resistant top

Feet levellers

Spiral stacking

25mm top

## Spiral Stacking



### Frame Finishes




Graphite




Silver


### Wood Finishes



Beech



Grey  
Oak



Oak



White

# modular meeting tables



25MM  
TOP



## ► Semi Circular Radial Leg Meeting Table

W1600 x D800 x H725mm...**DRL1600S(\*)**

\*Please add frame colour followed by top finish

Scratch resistant tops


25mm top

### Frame Finishes



Black Chrome Silver White

### Wood Finishes



Barcelona Walnut Beech Grey Oak Kendal Oak Oak Onyx Grey White

# modular meeting tables

25MM  
TOP



## ► Rectangular Radial Leg Meeting Tables

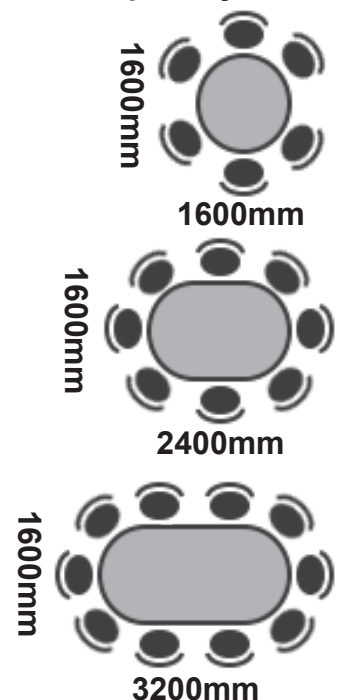
H800 x D800 x H725mm.....**DRL800(\*)**  
H1200 x D800 x H725mm...**DRL1200(\*)**  
H1400 x D800 x H725mm...**DRL1400(\*)**  
H1600 x D800 x H725mm...**DRL1600(\*)**  
H1800 x D800 x H725mm...**DRL1800(\*)**

\*Please add frame colour followed by top finish  
Scratch resistant top  
25mm top

### Radial Legs



### Example Layouts





# modular meeting tables



25MM  
TOP



## ► Semi Circular Fliptop Meeting Table

W1600 x D800 x H725mm...**FLPS(\*)**

\*Please add top finish at the end of the product code

Silver frame only

Scratch resistant tops

25mm top

### Frame Finish




Silver


### Wood Finishes



Beech



Grey  
Oak



Oak



White

# modular meeting tables

25MM  
TOP



## ▶ Rectangular Fliptop Meeting Tables

W1200 x D800 x H725mm...**FLP1200(\*)**

W1400 x D800 x H725mm...**FLP1400(\*)**

W1600 x D800 x H725mm...**FLP1600(\*)**

\*Please add top finish to the end of the product code

Silver frame only

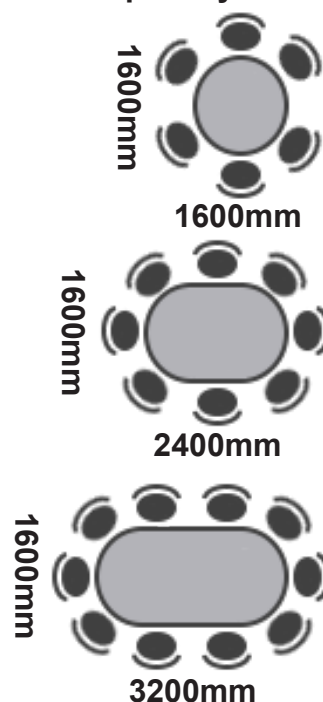
Scratch resistant tops

25mm Top



Nesting Fliptop Tables

### Example Layouts



# modular meeting tables



25MM  
TOP



## ► Semi Circular Folding Leg Meeting Table

W1600 x D800 x H725mm...**SFL1600S(\*)**


\*Please add frame colour followed by wood finish to the product code  
Scratch resistant tops  
25mm top

### Frame Finishes



Black Chrome Silver White

### Wood Finishes



Beech Grey Oak Oak White



# modular meeting tables

25MM  
TOP



## Rectangular Folding Leg Meeting Tables

W1200 x D800 x H725mm...**SFL1200(\*)**

W1400 x D800 x H725mm...**SFL1400(\*)**

W1600 x D800 x H725mm...**SFL1600(\*)**

W1800 x D800 x H725mm...**SFL1800(\*)**

\* Please add frame colour followed by wood finish to the product code

Scratch resistant tops

25mm top

### Folding Frame



### Easy Handling and Storage



# meeting & boardroom tables



25MM  
TOP



## Circular Tables

1000mm Diameter x H730mm...**OFFPCMT10D(\*)**

1200mm Diameter x H730mm...**OFFPCMT12D(\*)**

\*Please add wood finish to the product code

Silver tubular metal legs

Black rubber feet

25mm Top

25MM  
TOP



## Rectangular Tables

W1200 x D800 x H730mm...**OFFPMT1280(\*)**

W1400 x D800 x H730mm...**OFFPMT1480(\*)**

W1600 x D800 x H730mm...**OFFPMT1680(\*)**

W1800 x D800 x H730mm...**OFFPMT1880(\*)**

\*Please add wood finish to the product code

Silver tubular metal legs

Black rubber feet

25mm Top

### Frame Finish



Silver

### Wood Finishes



Beech



Nova  
Oak



Grey  
Oak



Maple



White



Dark  
Walnut

# meeting & boardroom tables

25MM  
TOP



## ▶ Round Meeting Table

1100mm Diameter x H730mm...**TES1100D(\*)**

\*Please add wood finish to the product code  
Cruciform base  
25mm Top

25MM  
TOP



## ▶ D-End Meeting Tables

W1800 x D1000 x H730mm...**TK1810DE(\*)**

W2400 x D1200 x H730mm...**TK2412DE(\*)**

\*Please add wood finish to the product code  
Panel end legs with modesty panel  
25mm top

25MM  
TOP




## ▶ Boardroom Tables

W1800 x D1200 x H730mm...**OFPBD1800(\*)**

W2400 x D1200 x H730mm...**OFPBD2400(\*)**

\*Please add wood finish to the product code  
Silver tubular metal legs  
Black rubber feet  
25mm top

### Wood Finishes





# meeting seating



## Contract Side Chair

Code:.....**USIDE(\*)**

\*Please add your colour choice of fabric  
Generous foam cushioning  
Stackable for easy storage (up to 4 high)

### Fabric Options



Blue    Charcoal

# meeting seating



## Chrome Frame Side Chair


Chrome frame code:.....[CH0503\(\\*\)](#)

\*Please add your colour choice of fabric

Generous foam cushioning

Stackable for easy storage (up to 4 high)

### Fabric Options



Royal  
Blue

Charcoal

Black

Green

Red

Claret



## Stacking Side Chair

No Arms.....[TAU40002\(\\*\)](#)

Fixed Arms.....[TAU40003\(\\*\)](#)

Arm & Writing Tablet.....[TAU40004\(\\*\)](#)

\*Please contact our sales team for fabric colour options

Plastic feet for extra floor protection

Stackable for easy storage (up to 6 high without writing tablet)

Also available with a chrome frame



Unlimited  
Fabrics

Featured with Arms

Featured with Writing Tablet



## Chrome Cantilever Meeting Chair

Code:.....[CH0501](#)

Cushioned seat and back for added comfort

Chrome cantilever frame

Stackable for easy storage (up to 5 high)

### Fabric Option



Charcoal

# meeting seating



Cantilever Featured

## Venus Meeting Room Chair with Mesh Back

Four Legs.....**V4MB(\*)**

Cantilever.....**VCMB(\*)**


\*Please add your colour choice of mesh

\*Please contact our sales team for fabric colour options

Stack up to 4 high

7 mesh back colours and unlimited seat fabric options

### Mesh Back Finishes



Green

Black

Red



Unlimited  
Fabrics




Orange



Blue



White



Grey



Four Leg Featured

## Venus Meeting Room Chair with Half Back

Four Legs.....**V4HB(\*)**

Cantilever.....**VCMB(\*)**

\*Please contact our sales team for fabric colour options

Stack up to 4 high

Also available with full back



Unlimited  
Fabrics



Cantilever Featured

## Venus Meeting Room Chair with Full Back

Four Legs.....**V4FB(\*)**

Cantilever.....**VCFB(\*)**

\*Please contact our sales team for fabric colour options

Stack up to 4 high

Also available with half back



Unlimited  
Fabrics





## Renoir Side Chair

No Arms.....[CH0705\(\\*\)](#)

With Arms.....[CH0706\(\\*\)](#)

\*Please add your colour choice of fabric  
Generously upholstered seat and back  
Polished wood frame  
Stackable up to 4 high

### Fabric Options



Charcoal Blue



## Contemporary 4 Legged Reception Chair

Code:..... [6929\(\\*\)](#)

\*Please add your colour choice of fabric  
Contemporary upholstered reception chair  
Modern oak legs  
Soft brushed fabric

### Fabric Options



Black PU Yellow Jade Plum Graphite



## Tamar Wooden Frame Conference Chair

No Arms:.....[TAM50001\(\\*\)](#)

With Arms:.....[TAM50004\(\\*\)](#)

\*Please contact our sales team for fabric colour options  
Fully upholstered seat and full back  
Stackable for space-efficient storage



Featured with Arms



Unlimited Fabrics



## ▶ Titan Cantilever Mesh Back Chair

Code:.....**TITAN-CL**  
Chrome finished cantilever frame  
Sculptured high mesh back  
Generous padded seat  
Static armrests  
Front support feet for anti-tilt

Fabric Option



Black



## ▶ Solaris Mesh Visitors Chair

Code:.....**SOL100C1**  
Stylish injection moulded back with breathable mesh  
Sculptured lumbar adjustment for optimal comfort and support  
Front support feet for anti-tilt

Fabric Option



Black



## ▶ Toto Mesh Back Chrome Cantilever Visitors Armchair

Code:.....**TOT100C1-K**  
Gently curved backrest  
Comfortable soft moulded foam  
Breathable mesh designed to offer better ventilation  
Front support feet for anti-tilt

Fabric Option



Black



## ► Brunswick Medium Back Chair

No Arms.....**CH0785(\*)**

With Arms.....**CH0784(\*)**

\*Please add BLK for black frame, CHR for chrome frame to the product code

\*Please contact our sales team for seat fabric colour options

Soft curved mesh back

Stackable up to 4 high



Unlimited  
Fabrics



## ► Visa Medium Back Meeting Chair

Code:.....**VISA**


Cushioned airflow mesh seat

Chrome finished cantilever frame

Black nylon back

Front support feet for anti-tilt

Fabric Colour



Black  
Mesh



## ► Bruges Meeting Chair

Code:.....**BRUGE**


Black leather faced seat and back

Chrome finished cantilever frame

Front support feet for anti-tilt

Sold in multiples of 2

Faux Leather Colour



Black






## ▶ Cante Cantilever Frame Medium Back Boardroom Chair

Code:..... **CANTE**

Black faux leather  
Sculpted back support  
Black PU armrests  
Chrome finished cantilever frame

Faux Leather Colour



Black




## ▶ Essen Conference Chair


Code:..... **ESS(\*)**

\*Please add your colour choice of faux leather  
Matching padded leather arm supports  
Chrome finished cantilever frame  
Front support feet for anti-tilt  
Stackable up to 4 high

Faux Leather Colours



Grey



Black




## ▶ Bari Executive Visitors Chair

Code..... **BARI200T1**

Contemporary design with top quality black faux leather  
Front support feet for anti-tilt  
Stylish chrome arms and cantilever frame

Faux Leather Colour



Black

# meeting seating



## ▶ Eames Retro Style Meeting Chair


Code:..... **DECO(\*)**

\*Please add your colour choice of faux leather to the product code

Matching removable arm covers

Chrome finished arms and cantilever frame

### Faux Leather Colours



Black

Red

White



## ▶ Cavalier Leather Faced Executive Visitors Chair


Code:..... **CAV100C1**

Contoured lower back for added comfort and support

Fixed black polyurethane armrests

Panel stitch design on seat and back

### Faux Leather Colour



Black



## ▶ Noble Executive Visitors Chair


Code:..... **NBO100C1**

Black faux leather visitors chair with black cantilever frame

Upholstered in soft faux leather and white stitching detail

Front support feet for anti-tilt

### Faux Leather Colour



Black

# steel storage



► For replacement cabinet and cupboard keys please ask our sales team



## ► Economy Steel Filing Cabinets

4 Drawer (H1321 x W460 x D620mm).....**UFC4**

3 Drawer (H1024 x W460 x D620mm).....**UFC3**

2 Drawer (H730 x W460 x D620mm).....**UFC2**

Anti-tilt locking device fitted


100% drawer opening

Lockable and supplied with two keys

45 kilo drawer capacity

Other colours available upon request

Steel Finish



Grey



## ► Economy Steel Cupboards

4 Shelves (H1956 x W914 x D400mm).....**E782A04**

3 Shelves (H1829 x W914 x D381mm).....**E722A01A**

1 Shelf (H1016 x W914 x D381mm).....**E402A03A**


All units are fitted with a two point locking system

Fitted with a twist handle lock

Lockable and supplied with two keys

Other colours available upon request

**Steel Finish**



**Grey**



# steel storage



## Side Opening Tambour Units

H1981 x W1000 x D486mm.....	<b>AM78SOT</b>
H1524 x W1000 x D486mm.....	<b>AM60SOT**</b>
H1200 x W1000 x D486mm.....	<b>AM47SOT*</b>
H1016 x W1000 x D486mm.....	<b>AM40SOT</b>
Standard Plain Shelf.....	<b>AMS36</b>

\* White only, \*\* Grey only


Fitted with two point locking system

Lockable and supplied with two keys

Supplied empty - complete range of internal fitments available

**Supplied Empty**

**Steel Finishes**



## ► Steel Mobile Pedestals

Standard (H600 x W390 x D500mm).....**BV40(\*)**

Slim (H600 x W300 x D500mm).....**BV30(\*)**

\*Please add steel finish to the product code

Flat fronted steel drawers with finger pull

Filing drawer accepts A4 or Foolscap suspension files


Lockable and supplied with two keys

Anti-tilt locking device is fitted



**Slim Option**

### Steel Finishes



Black Silver White

## ► Metal Mobile Pedestals

Standard (H650 x W390 x D500mm).....**3DRW-MP(\*)**

Slim (H650 x W300 x D500mm).....**3DRW-SLIM-MP(\*)**

\*Please add steel finish to the product code

Flat fronted steel drawers with finger pull

Filing drawer accepts A4 or Foolscap suspension files


Lockable and supplied with two keys

Anti-tilt locking device is fitted



**Slim Option**

### Steel Finishes



Black Silver White

# steel storage



## ▶ Janitor Cupboard

H1829 x W914 x D457mm.....**AY718J**


Full length door stiffeners for added security

Fitted with two point locking system

Lockable and supplied with two keys

Supplied complete with internal fittings

Steel Finish



Grey



## Hazardous Cupboards

3 Shelves (H1829 x W914 x D457mm.....**AH72DDH3**

2 Shelves (H1016 x W914 x D457mm.....**AH40DDH2**

2 Shelves (H889 x W457 x D457mm.....**AH35DH2**

Fitted with two point locking system

Lockable and supplied with two keys


Complete with heavy duty shelves

Each cupboard comes complete with sump tray

**Doors**   **Carcass**



**Orange**



**Grey**



# steel storage



## Office Lockers

8 Door (H1572 x W800 x D486mm).....BOM880W15

6 Door (H1200 x W800 x D486mm).....BOM680W15

Mail slot and name holder on each door

Each compartment fitted with an adjustable shelf

Fitted with soft closing hinges

Each compartment locking with combination lock

**Steel Finish**



**White**



Individual Shelving/Bench Units



## Clicka 265 Shelving Units

H1770 x W900 x D300mm.....[CLICKA265/900/300](#)

H1770 x W900 x D450mm.....[CLICKA265/900/450](#)

H1770 x W900 x D600mm.....[CLICKA265/900/600](#)

H1770 x W1200 x D300mm.....[CLICKA265/1200/300](#)

H1770 x W1200 x D450mm.....[CLICKA265/1200/450](#)

H1770 x W1200 x D600mm.....[CLICKA265/1200/600](#)

Split Uprights: Steel Blue - Beams: Steel Grey

Complete with 5no MDF Shelves

Uprights come split into two – allowing the system to be used as two shorter shelving units/benches if required.

265kg shelf capacity

Uprights    Beams



Steel  
Blue



Steel  
Grey

# reception counters

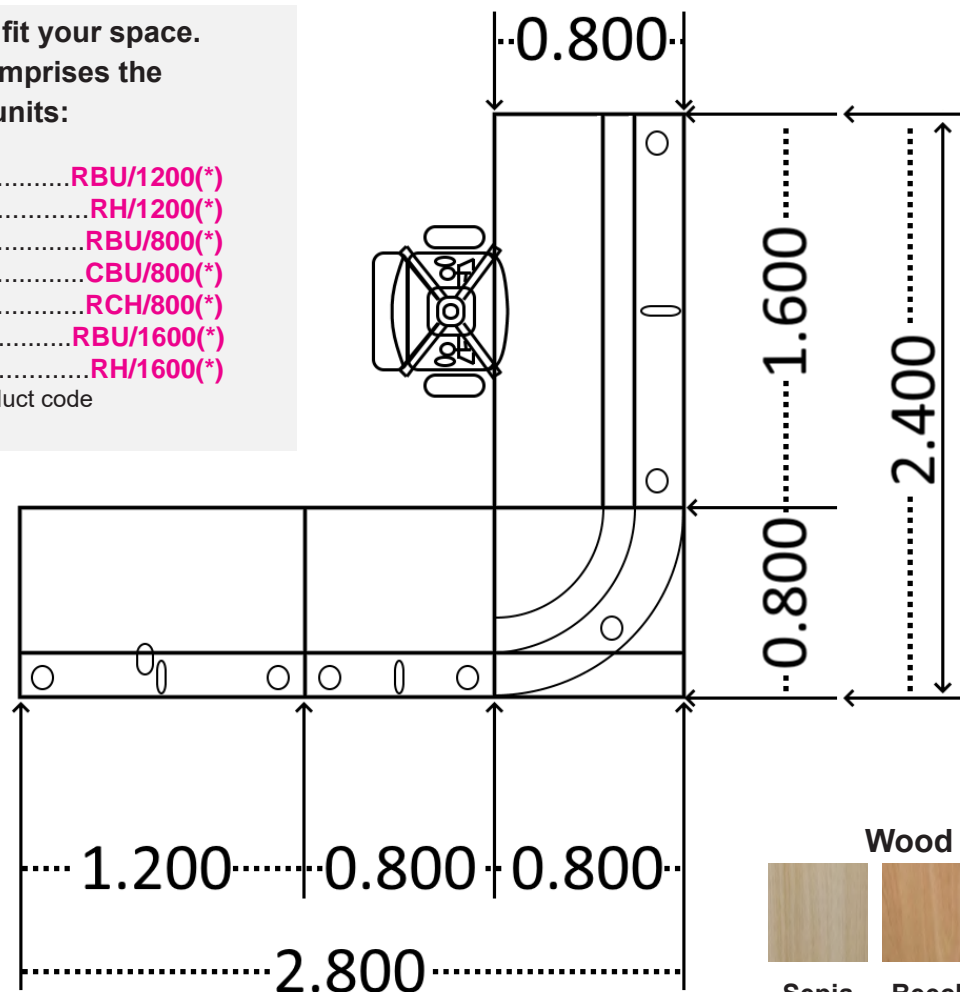


We offer a full compliment of reception counters, consisting of modular base and top units, supplied in various shapes, sizes and wood finishes to suit any individual space and budget.


Design your own to fit your space.  
Our roomshot comprises the following units:

- (1B) W1200 x D800 x H726mm.....**RBU/1200(\*)**
- (2B) W1200 x D300 x H405mm.....**RH/1200(\*)**
- (1A) W800 x D800 x H726mm.....**RBU/800(\*)**
- (3A) W800 x D800 x H726mm.....**CBU/800(\*)**
- (4A) W800 x D300 x H405mm.....**RCH/800(\*)**
- (1C) W1600 x D800 x H726mm.....**RBU/1600(\*)**
- (2C) W1600 x D300 x H405mm.....**RH/1600(\*)**

\*Please add wood finish to the product code  
18mm top



## Wood Finishes



# reception counters

18MM  
TOP



## 1 - Reception Base Units

- (A) W800 x D800 x H726mm.....**RBU/800(\*)**
- (B) W1200 x D800 x H726mm.....**RBU/1200(\*)**
- (C) W1600 x D800 x H726mm.....**RBU/1600(\*)**

\*Please add wood finish to the product code  
18mm top



## 2 - Reception Hood Units

- (A) W800 x D300 x H405mm.....**RH/800(\*)**
- (B) W1200 x D300 x H405mm.....**RH/1200(\*)**
- (C) W1600 x D300 x H405mm.....**RH/1600(\*)**

\*Please add wood finish to the product code  
Single adjustable internal shelf  
18mm top

18MM  
TOP



## 3 - Curved Corner Base Unit

- (A) W800 x D800 x H726mm.....**CBU/800(\*)**

\*Please add wood finish to the product code  
Also available with silver MDF front panel  
18mm top




## 4 - Curved Corner Hood Unit

- (A) W800 x D300 x H405mm.....**RCH/800(\*)**

\*Please add wood finish to the product code  
Single adjustable internal shelf  
Also available with silver MDF front panel  
18mm top

### Wood Finishes



Sepia  
Oak

Beech

White



# reception counters

25MM  
TOP



## L-Shaped Reception Unit

W2400 x D1600 x H730 - 1160mm.....**NCT1160(\*)**

\*Please add wood finish to the product code  
Universal legs enables the counter to be left or right handed

Two silver cable access ports

Front facing silver kickplate

Corner glass shelf included

Brushed metal shelf poles

25mm top


### Wood Finishes



American  
Black Walnut



White



Anthracite



Light  
Oak

25MM  
TOP



## Welcome Reception Unit

Reception Unit - W1462 x D890 x H1130mm.....**WRD14(\*)**

Reception Unit - W1662 x D890 x H1130mm.....**WRD16(\*)**

D-End Extension - W1000 x D890 x H725mm.....**WDET(\*)**

\*Please add wood finish to the product code

Add remote control lighting to light up the reception area

Ample room at the front of the desk to add your company logo or graphics

Available in all white or white with beech tops

25mm top

### Wood Finishes





Beech



White

# reception counters

25MM  
TOP



Four Section Example (FHR LHR LHR FHR)



Three Section Example (LHR FHR LHR)



Two Section Example (LHR FHR)

## Curved Modular Counter

Low Curved Unit with glass shelf - W1339xD872xH730-953mm...**LHR(\*)**

High Curved Unit - W1339xD872xH730-1160mm.....**FHR(\*)**

\*Please add wood finish to the product code

Two silver cable access ports (FHR)

Brushed metal shelf posts (LHR)

Glass shelf included (LHR)

Front facing silver kickplate

Levelling feet to both units

25mm top

## Wood Finishes



American Black Walnut Anthracite White

25MM  
TOP



## Free Standing Reception Counter

Reception Counter - W2200 x D800 x H730 - 1130mm.....**HGC22890**

Return Unit - W1000 X D600 X H730mm.....**URU1060**

Supplied in Gloss White only

Two silver cable access ports

Glass shelf included

Return allows unit to be left or right handed

25mm top

## Wood Finish



Gloss  
White

# reception & breakout seating



## Reception Coffee Tables

Square - W595 x D595 x H460mm.....**2424LT**

Rectangular - W1000 x D595 x H460mm..**3924LT**



18MM  
TOP



## Rubic Reception Arm

Code:.....**BRC1(\*)**


\*Please add fabric colour to product code  
Deep foam seat and back with black  
metal legs

A comfortable and durable waiting room  
or reception chair.

### Fabric Finishes



Blue



Black



### Wood Finishes



Sepia  
Oak



Beech



White



# reception & breakout seating



## ► Tripod Reception Coffee Table

W500 x H410mm.....CH2670

W500 x H455mm.....CH2671

W750 x H520mm.....CH2672

Circular white top with three wooden legs

Easy clean, heat-resistant top

Available in three heights



## ► Four Legged Reception Chair

Chair..... 6929(\*)

\*Please add fabric colour to product code

Contemporary oak legs

Four soft brushed fabric options

Black only available in PU

Sold in multiples of 2

### Fabric Finishes



Yellow



Jade



Plum



Graphite



Black  
PU

### Wood Finish



White



# reception & breakout seating



## Pearl Reception Armchair

Code:.....**OF0705(\*)**

\*Please add fabric colour to the product code  
Deep seat for contemporary but comfortable seating  
Black industrial steel frame  
400mm seat height

### Fabric Finishes



## Jade Reception Armchair

Code:.....**OF0704(\*)**

\*Please add fabric colour to the product code  
Deep seat for contemporary but comfortable seating  
Black industrial steel frame  
430mm seat height

# reception & breakout seating




## Reception Tub Armchair

Armchair.....**TUB1(\*)**

\*Please add fabric colour to the product code  
Classic tub design  
Black faux leather or grey fabric available

### Fabric Finishes



**Black  
Faux  
Leather**

**Fabric  
Grey**

## Reception Tub Sofa

Sofa.....**TUB2(\*)**

\*Please add fabric colour to the product code  
Classic tub design  
Black faux leather or grey fabric available



# reception & breakout seating



Numerous configurations to suit your space

## Amethyst Reception Sofa Three Seater

W1850 x D710 x H740mm.....**BRS3(\*)**

Seat - W1630 x D540 x H400mm

\* Also available with chrome glides. Please add CRM to the product code when ordering  
Available in two tone fabrics



Unlimited  
Fabrics

# reception & breakout seating



Unlimited  
Fabrics

## Amethyst Reception Sofa Two Seater

W1250 x D710 x H740mm.....**BRS2(\*)**

Seat - W1080 x D540 x H400mm

\* Also available with chrome glides. Please add CRM to the product code when ordering

Available in two tone fabrics



## Amethyst Reception Armchair

W650 x D710 x H740mm.....**BRSA(\*)**

Seat - W525 x D540 x H400mm

\* Also available with chrome glides. Please add CRM to the product code when ordering

Available in two tone fabrics



Unlimited  
Fabrics



# reception & breakout seating



## Amethyst Reception Chair with Single Arm

Right Arm - W625 x D710 x H740mm.....**BRCSR(\*)**

Left Arm - W625 x D710 x H740mm.....**BRCSL(\*)**

Seat - W540 x D540 x H400mm

\* Also available with chrome glides. Please add CRM to the product code when ordering

Available in two tone fabrics



Unlimited  
Fabrics



## Amethyst Reception Chair (no arms)

W575 x D710 x H740mm.....**BRCS(\*)**

Seat - W575 x D540 x H400mm

\* Also available with chrome glides. Please add CRM to the product code when ordering

Available in two tone fabrics



## Amethyst Reception Corner Unit

W680 x D680 x H740mm.....**BRSC(\*)**

Seat - W500 x D500 x H400mm

\* Also available with chrome glides. Please add CRM to the product code when ordering

Available in two tone fabrics

# reception & breakout seating



## Amethyst Concave Segment

No Arms - W565-215 x D720 x H740mm.....**BRCSM(\*)**  
Left Arm - W610-350 x D720 x H740mm.....**BRCSML(\*)**  
Right Arm - W610-350 x D720 x H740mm.....**BRCSMR(\*)**

Seat - W480-215 x D530 x H400mm

\* Also available with chrome glides. Please add CRM to the product code when ordering

Available in two tone fabrics




## Amethyst Convex Segment

No Arms - W255-625 x D720 x H740mm.....**BRCSF(\*)**  
Left Arm - W350 x D610 x H740mm.....**BRCSFL(\*)**  
Right Arm - W350 x D610 x H740mm.....**BRCSFR(\*)**

Seat - W360-625 x D530 x H400mm

\* Also available with chrome glides. Please add CRM to the product code when ordering

Available in two tone fabrics



## Amethyst Reception Coffee Table

Glass Top - W620 x D620 x H330mm.....**BCTS(\*)**

Oak Wooden Top - W620 x D620 x H330mm.....**BCTSW(\*)**

\* Also available with chrome glides. Please add CRM to the product code when ordering



Unlimited  
Fabrics



# reception & breakout seating



## Skandi Reception Sofa Three Seater

W1770 x D640 x H800mm.....**6982**

Stylish 'pared back' design  
Classic button back  
Scandinavian style wooden legs

Fabric Colour



Grey

# reception & breakout seating



Fabric Colour



Grey

## ► Skandi Reception Sofa Two Seater

W1350 x D640 x H800mm.....6981

Stylish 'pared back' design  
Classic button back  
Scandinavian style wooden legs



Fabric Colour



Grey

## ► Skandi Reception Armchair

W830 x D640 x H800mm.....6980

Stylish 'pared back' design  
Classic button back  
Scandinavian style wooden legs



# reception & breakout seating



Unlimited  
Fabrics


## Tornado Reception Sofa Three Seater

W1830 x D780 x H730mm.....**TDB3**

\* Please add WF=Wooden feet, MF=Metal feet,  
WP=Wooden plinth

Stylish button detail to backrest

Made to order in any fabric colour of your choice



Wooden Foot

Metal Foot

Wooden Plinth

# reception & breakout seating



Unlimited  
Fabrics

## ► Tornado Reception Sofa Two Seater

W1350 x D780 x H730mm.....**TDB2**

\* Please add WF=Wooden feet, MF=Metal feet,  
WP=Wooden plinth

Stylish button detail to backrest

Made to order in any fabric colour of your choice



Unlimited  
Fabrics

## ► Tornado Reception Armchair

W830 x D780 x H730mm.....**TDB1**

\* Please add WF=Wooden feet, MF=Metal feet,  
WP=Wooden plinth

Stylish button detail to backrest

Made to order in any fabric colour of your choice



# reception & breakout seating



## Lyric Reception Sofa Three Seater

W2010 x D820 x H790mm.....**LYR50003(\*)**

\* Please add WF=Solid oak tapered legs ML=Polished chrome legs  
Durable hardwood frame with fully sprung seats for maximum comfort  
Made to order in any fabric colour of your choice



**Unlimited  
Fabrics**



# reception & breakout seating



Unlimited  
Fabrics

## ► Lyric Reception Sofa Two Seater

W1450 x D820 x H790mm.....LYR50002(\*)

\* Please add WF=Solid oak tapered legs ML=Polished chrome legs  
Durable hardwood frame with fully sprung seats for maximum comfort  
Made to order in any fabric colour of your choice



Unlimited  
Fabrics

## ► Lyric Reception Armchair

W900 x D820 x H790mm.....LYR50001(\*)

\* Please add WF=Solid oak tapered legs ML=Polished chrome legs  
Durable hardwood frame with fully sprung seats for maximum comfort  
Made to order in any fabric colour of your choice

# reception & breakout seating




## Modular Reception Armchair

Armchair - W930 x D750 x H720mm.....ACS  
Premium durable black faux leather  
Soft foam seat & back  
Chrome corner feet



Fabric Finish



Black Leather

# reception & breakout seating



## Modular Mid Section Reception Chair

Chair - W555 x D750 x H720mm.....**MSS**  
Premium durable black faux leather  
Soft foam seat & back  
Mid section allows for numerous configurations




## Modular Corner Reception Chair

Corner unit - W750 x D750 x H720mm.....**CSS**  
Premium durable black faux leather  
Soft foam seat & back  
Universal corner section (left or right)



Fabric Finish



Black  
Leather



# reception & breakout seating




## Benotto Reception Sofa Three Seater

W1650 x D680 x H740mm.....**BEN50003**  
Curved padded wrap around sides and back rest  
Deep cushioned seat with side elevation  
Black faux leather soft seating



Fabric Finish



Black  
Leather

# reception & breakout seating



## ► Benotto Reception Sofa Two Seater

W1150 x D680 x H740mm.....**BEN50002**

Curved padded wrap around sides and back rest  
Deep cushioned seat with side elevation  
Black faux leather soft seating




## ► Benotto Reception Armchair

W770 x D680 x H740mm.....**BEN50001**

Curved padded wrap around sides and back rest  
Deep cushioned seat with side elevation  
Black faux leather soft seating



Fabric Finish



**Black  
Leather**

# reception & breakout seating




## Korby Reception Sofa Three Seater

W1960 x D740 x H750mm.....**SJ0093**

Timeless classic design  
Black faux leather throughout  
Chrome tubular frame  
Solid underframe with support legs  
Scratch resistant feet



Fabric Finish



**Black  
Leather**



# reception & breakout seating



## ► Korby Reception Sofa Two Seater

W1420 x D740 x H750mm.....**SJ0092**

Timeless classic design  
Black faux leather throughout  
Chrome tubular frame  
Solid underframe with support legs  
Scratch resistant feet




## ► Korby Reception Armchair

W850 x D740 x H750mm.....**SJ0091**

Timeless classic design  
Black faux leather throughout  
Chrome tubular frame  
Solid underframe with support legs  
Scratch resistant feet



Fabric Finish



**Black  
Leather**

# indoor/outdoor dining



## ► Arc Four Leg Chair

Size 6 - W490 x D535 x H855mm.....**TA1-6(\*)**

\*Please add your colour choice to the product code

Classroom safe

Ideal for educational, cafes and other communal areas

Shaped backrest for comfortable seating

Other sizes and base options available upon request

### Colour Options



## ► Taurus Plastic Chair

Code:.....**TAU40002P(\*)**


\*Please add your colour choice to the product code

Versatile chair available with linking brackets, arms or writing tablet

Robust black powder coated steel oval tube frame

Stackable up to 8 high

### Colour Options



# indoor/outdoor dining



## Vibe Polypropylene Chair

Code:.....VIBE(\*)

\*Please add your colour choice to the product code

Suitable for Indoor and outdoor use

9 colour options to choose from

Stackable up to 8 high

### Colour Options



Mustard Plum White Avocado Orange



Terracotta Red Black Dark Grey Cornflower Blue Relax Blue



## Harmony Multi-Purpose Chair

Chrome Legs..... HRM504C(\*)

Black Legs..... HRM504K(\*)

\*Please add your colour choice to the product code

Easy to clean

Available with upholstered seat pad option

Stackable up to 16 high when not upholstered

See page 107 for matching stool



### Colour Options



Black Blue Grey Orange

Seat Pad Option



## Rochester Cafe Chair

Code:.....DT01(\*)

\*Please add your colour choice to the product code

Seat and back seat shell made from reinforced polypropylene

Durable ribbed back for extra strength

Also available as a barstool

See page 109 for matching stool

### Colour Options



Black White Pistachio Red Orange Blue



# indoor/outdoor dining



## Zest Side Chair

Code:.....**ZEST(\*)**

\*Please add your colour choice to the product code

Available in 16 colours

Suitable for indoor or outdoor use

Stackable up to 8 high

### Colour Options



## Linton Chrome Frame Chair

Chrome Skid Frame.....**LINTON/E(\*)**

Chrome Four Legs.....**LINTON/F(\*)**

\*Please add colour choice to the product code

Shaped back rest for comfort

Choice of legs

Stackable up to 4 high

### Colour Options



**Four Legs Option**



## Pali Perforated Back Chair

Chrome Skid Frame.....**PAS01(\*)**

Chrome Four Legs.....**PA01(\*)**

\*Please add colour choice to the product code

Perforated back rest

Available in four pastel colours

Stackable up to 4 high

### Colour Options



**Four Legs Option**

# indoor/outdoor dining



See page 111 for matching stool

## Aquila Beech Leg Chair

Code.....AQ2(\*)

\*Please add your colour choice to the product code

Wooden "Eiffel" four legged cafe chair

Available in 9 colours

Also available as a barstool

### Colour Options



## Aquila Beech Leg Armchair

Code.....AQ1(\*)


\*Please add colour choice to the product code

Wooden "Eiffel" four legged cafe chair

Available in 2 colours

Also available as a barstool

### Colour Options



Without Arms

## Vivo Plastic Chair

Side Chair.....VIVSIDE(\*)

Armchair.....VIVARM(\*)

\*Please add colour choice to the product code

Incredibly strong, robust and lightweight

Easy clean, wipeable surface

Suitable for indoor or outdoor use

Stackable up to 8 high

### Colour Options



# indoor dining



18MM  
TOP



## ▶ Ellipse 4-Leg Table

Code:.....**CH0675(\*)**

\*Please add wood finish to the product code  
800mm diameter 18mm top  
Plastic capped feet for stability  
Durable and easy-clean top  
Chrome legs

### Wood Finishes



**Beech Walnut White**

## ▶ Picasso Contract Chair

Code:.....**CH0672(\*)**

\*Please add wood finish to the product code  
Welded chrome frame  
Stackable up to 4 high  
Plastic capped feet  
Suitable for cafes and canteens





18MM  
TOP

## Stork Stool

Code:.....**CH0670(\*)**

\*Please add wood finish to the product code  
Sculpted seat and back with polished wood veneer finish

Height adjustable seat  
Fixed chrome foot rest  
Chrome trumpet base

### Wood Finishes



Beech Walnut White



## Astral High Table

Code:.....**CH0677(\*)**

\*Please add wood finish to the product code  
600mm diameter 18mm top  
Heavy flared base for stability  
Durable and easy-clean top  
Chrome poseur trumpet base

### Wood Finishes



Beech Walnut White

## Ellipse Trumpet Table

Code:.....**CH0676(\*)**

\*Please add wood finish to the code  
800mm diameter 18mm top  
Heavy flared base for stability  
Durable and easy-clean top  
Chrome dining trumpet base



## Hetton High Stool with Chrome Skid Frame

Code.....**HETTON/HS(\*)**

\*Please add colour choice to the product code

Low shaped back high stool

Chrome skid frame only

Available in 5 colours

Stackable up to 4 high



## Hetton Chair with Chrome Frame

Chrome 4 Leg Frame.....**HETTON/A(\*)**

Chrome Skid Frame.....**HETTON/B(\*)**

\*Please add colour choice to the product code

Chrome skid frame or 4 legged base available

Available in 5 colours

Stackable up to 4 high

### Colour Options



Grey

Green

Mustard

White

Turquoise



## ▶ Rochester Stool with Chrome 4 Leg Frame

Code:.....DT02(\*)

\*Please add colour choice to the product code

Seat and back seat shell made from reinforced polypropylene

Durable ribbed back for extra strength

Available in 5 colours



## ▶ Rochester Chair with Chrome 4 Leg Frame

Code:.....DT01(\*)

\*Please add colour choice to the product code

Seat and back seat shell made from reinforced polypropylene

Durable ribbed back for extra strength

Available in 5 colours

### Colour Options



Black

White

Pistachio

Blue

Orange



# indoor/outdoor dining



## ► Maya Stacking Bar Stool

H980 x W440 x D500 x SH650mm.....**MAYA65(\*)**

H1080 x W450 x D510 x SH750mm.....**MAYA75(\*)**

\*Please add colour choice to the product code

(MAYA65 not available in white)

Perfect for both indoor and outdoor use

Sleek and modern bar stool


Reinforced materials

Stackable up to 6 high


### Colour Options



White



Black



Taupe



Olive  
Green



## ► Maya Stacking Side Chair

Code:.....**MAYA(\*)**

\*Please add colour choice to the product code

Perfect for both indoor and outdoor use.


Sleek and modern bar stool

Reinforced materials


### Colour Options



White



Black




Orange




Light  
Blue



Tropical  
Green



Silver  
Grey



Dark  
Grey



## ► Aquilo Beech Leg Stool

Code.....AQ25(\*)

\*Please add colour choice to the product code

Wooden "Eiffel" four legged cafe stool

Available in 9 colours

Also available as a chair



## ► Aquilo Beech Leg Chair

Code.....AQ2(\*)

\*Please add colour choice to the product code

Wooden "Eiffel" four legged cafe chair.


Available in 9 colours

Also available as a barstool

### Colour Options



Black Grey Red Navy



Green Mustard White Turquoise Plum



Seat Pad Option

## Verse Multi-Purpose Stool

Code:.....**PSC/STOOL(\*)**

\*Please add colour choice to the product code

Unique 'crosshatch' back detail

Linking feet as standard

Chrome skid frame

Stackable up to 5 high

### Colour Options



Grey

White

Black



## Verse Multi-Purpose Chair

Code:.....**PSC(\*)**

\*Please add colour choice to the product code

Unique 'crosshatch' back detail

Linking feet as standard

Chrome skid frame

Stackable up to 5 high

Optional black seat pad for grey and white chair only

### Colour Options



Blue

Yellow

Grey

White

Black



## ► Harmony Multi-Purpose Stool

Code.....**HRM509C(\*)**

\*Please add colour choice to the product code

Easy to clean

Chrome skid frame only

Available with upholstered seat pad option

Available in 4 colours



## ► Harmony Multi-Purpose Chair

Chrome Legs..... **HRM504C(\*)**

Black Legs..... **HRM504K(\*)**


\*Please add colour choice to the product code

Easy to clean

Available with upholstered seat pad option

Stackable up to 16 high when not upholstered

### Colour Options



# picnic benches



## Hereford A-Frame Picnic Table

6 Seater.....[PIC/ZA3118CT/6](#)

8 Seater.....[PIC/ZA3119CT/8](#)

Constructed from solid spruce wood

Weather resistance

A perfect outdoor eating and drinking solution

# picnic benches



## King Round Picnic Bench

Code:..... **PIC/ZA404CT**

Suitable for 8 people

Constructed from solid spruce wood

Weather resistance

A perfect outdoor eating and drinking solution



## Winer Diner Triangle Picnic Bench

Code:..... **PIC/ZA72133CT**

Suitable for 6 people

Constructed from sturdy pine with a 60mm thick top

Weather resistance

A perfect outdoor eating and drinking solution



## Newport Walk-In Picnic Bench

6 Seater..... **PIC/ZA371CT**

8 Seater..... **PIC/ZA372CT**

Available in 6 or 8 seater

Constructed from solid spruce wood

Weather resistance

A perfect outdoor eating and drinking solution



# canteen



Single entry featured



Double Entry

## ► Fastfood Canteen Units - 4 Seats

Single entry (H790 x W1050 x D1500mm).....[FFSS4/SE](#)

Double entry (H790 x W1050 x D1500mm).....[FFSS4/DE](#)

Table Height 725mm

Robust construction

Grey table top

Black or blue poly seats



## Fastfood Canteen Unit - 2 Seats

Single entry (H790 x W550x D1500mm).....[FFSS2/SE](#)

Table Height 725mm

Single entry ONLY

Robust construction

Grey table top

Black or blue poly seats



Double entry featured



Single Entry

## Fastfood Canteen Units - 6 Seats

Single entry (H790 x W1550 x D1500mm).....[FFSS6/SE](#)

Double entry (H790 x W1550 x D1500mm).....[FFSS5/DE](#)

Table Height 725mm

Robust construction

Grey table top

Black or blue poly seats

### Seat Colours



Black



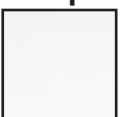
Blue

### Frame





Grey

### Top



Light  
Grey

# canteen





Folds flat for easy storage

## Blow Moulded Hard Plastic Folding Canteen Table

W1820 x D743 x H740mm.....PT03

Hard plastic surface  
Folding metal legs  
Small storage footprint

Frame	Top
	
Black	Granite



18MM  
TOP



## Canteen Mess Table

W1500 x D730 x H726mm...[60T/GRY](#)  
Grey metal frame  
18mm top

Wood Finish



Grey



## Polyprop Stacking Chair


Code:.....[P1](#)  
Robust construction  
**Stocked in Black poly seats**  
Other colours available upon request

Colour Option



Black

# cloakroom



## Double Sided Cloakroom Units with Coat Hooks

W1200 x H1740 x D770mm (20 Hooks).....**DSC/1200**

W1500 x H1740 x D770mm (26 Hooks)..... **DSC/1500**

Black slats

Silver frame

Twin prong hooks

Slats Frame



Black



Silver





► **Cloakroom Benches**  
W1200 x H460 x D400mm.....**SB/1200**  
W1500 x H460 x D400mm.....**SB/1500**  
Black slats  
Silver frame



► **Single Sided Cloakroom Units with Coat Hooks**

W1200 x H1740 x D410mm (10 Hooks).....**SSC/1200**  
W1500 x H1740 x D410mm (13 Hooks).....**SSC/1500**  
Black slats  
Silver frame  
Twin prong hooks

Slats	Frame
	
Black	Silver



# solid lockers



## Steel Lockers

Single Door - (H1778 x W305 x D305mm).....**ULK1**

Double Door - (H1778 x W305 x D305mm).....**ULK2**

Four Door - (H1778 x W305 x D305mm).....**ULK4**


Doors fitted with ventilation holes

Name holder on every door

Each door fitted with a cam lock and 2 keys (Master Series)

Other sizes and coloured doors available upon request

**Steel Finish**



**Grey**



## Office Locker

8 Door (H1570 x W800 x D486mm).....**BOM880W15**

6 Door (H1200 x W800 x D486mm).....**BOM680W15**

Mail slot on each door

Each compartment fitted with an adjustable shelf

Name holder on each door

Fitted with soft closing hinges

Each compartment locking with combination lock

Steel Finish



White

# mesh lockers



## ► Full Wire Mesh Lockers - Nest of Two

Single Door (H1980 x W610 x D305mm).....WML12/1-N2

Double Door (H1980 x W610 x D305mm).....WML12/2-N2

High visual security and excellent ventilation

8mm thick solid rod frame

Silver powder coated finish

Hasp & staple locking mechanism





## ► Full Wire Mesh Lockers - Nest of Two

Three Door (H1980 x W610 x D305mm).....WML12/3-N2

Four Door (H1980 x W610 x D305mm).....WML12/4-N2

High visual security and excellent ventilation

8mm thick solid rod frame

Silver powder coated finish

Hasp & staple locking mechanism

# mesh lockers



## ► Wire Mesh Compartment Lockers

H1360 x W610 x D305mm (8 Compartment).....WM30508COMP

H1360 x W915 x D305mm (12 Compartment).....WM30512COMP

Can be manufactured with or without doors

Hasp & staple locking mechanism

Other depths available





## ► Wire Mesh Compartment Lockers

H1360 x W1220 x D305mm (16 Compartment).....WM30516COMP

H1360 x W1525 x D305mm (20 Compartment).....WM30520COMP

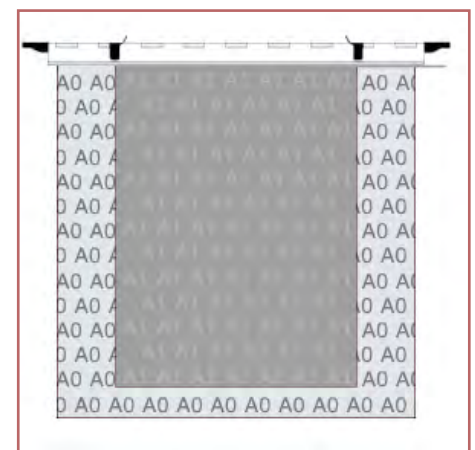
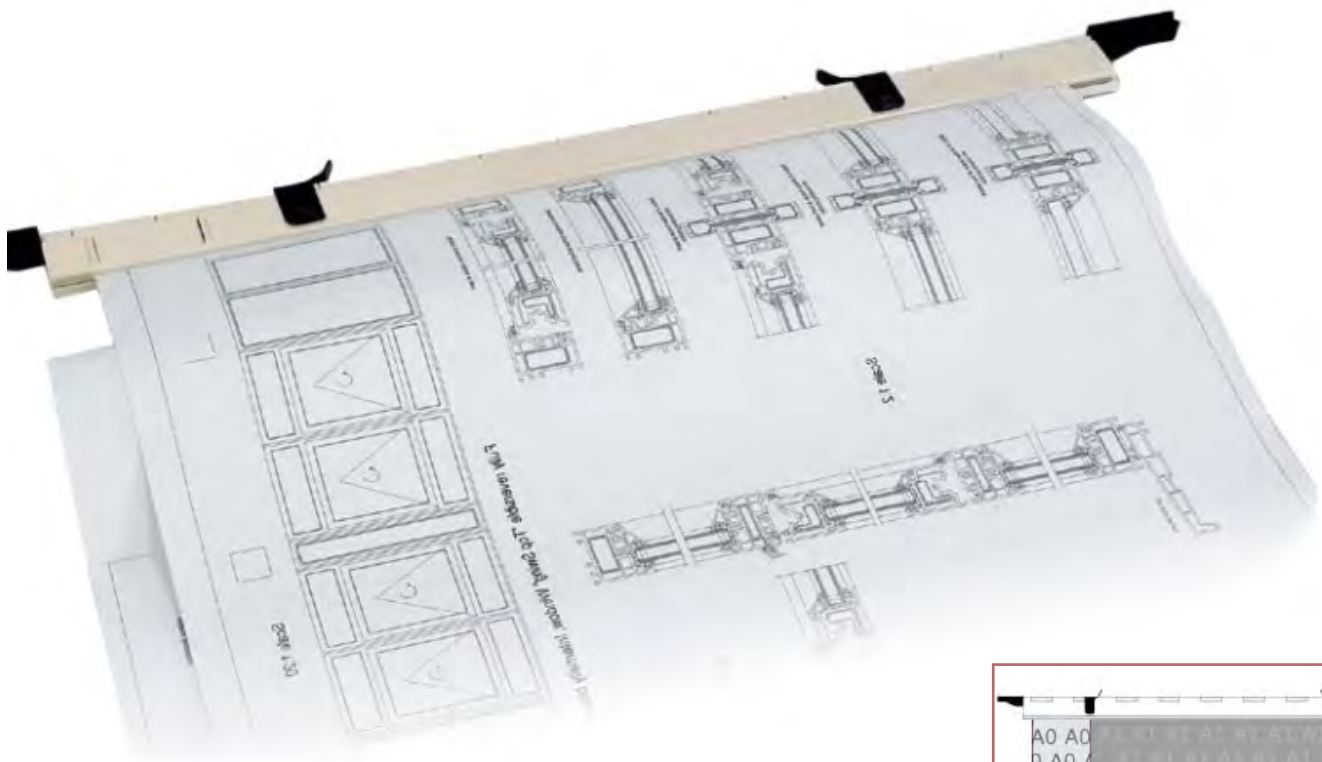
Can be manufactured with or without doors

Hasp & staple locking mechanism

Other depths available



# drawing & plan filing



**A0 size hangers can hold both A0 & A1 size drawing**

## ► Economy Drawing Hangers

A0 size.....**EA0**

A1 size.....**EA1**

For use within free standing mobile trolley and wall mounted rack

Capacity - up to 100 sheets per planholder (hanger)

# drawing & plan filing



## ► Economy Wall Racks

A0..... **EWCA0**

A1..... **EWCA1**

ECO wall racks have a capacity of 10no planholders (hanger). Up to 1,000 plans



## ► Economy Mobile Trolleys

A0..... **EMA0B**

A1..... **EMA1B**

Robust steel construction with durable black epoxy paint  
Capacity - 24no planholders (hanger)  
Mounted on castors to allow simple movement

# drawing & plan filing



**Skeleton Frame (Black Only)**

**Colour Options**



**Grey    White**

## ► **Vertical & Skeleton Plan Filing Frame**

A0 size Vertical Cabinet .....**BV/A0/4**

A0 size Skeleton Frame .....**SK/PFF/A0**

4 prong with anti-tilt



## ► **Ackworth Cross Wire Drawing Board**

A0 size..... **ACKWORTH/A0**

A1 size..... **ACKWORTH/A1**



# Draughtsman chairs



## ► Industrial Polyurethane Draughtsman Chair on Glides

Code:..... **LAB-D**  
Gas lift tested to 150kg  
Folding back also available



Chrome Option



## ► Medium Back Draughtsman Chair on Glides

Code:..... **MIMPD**  
\*Please contact our sales team for fabric colour options  
Gas lift tested to 150kg  
Twin lever mechanism



Chrome Option



Unlimited  
Fabrics

# monitor arms



Single Arm - White

## ► Sigma Spring Assisted Monitor Arm (Single & Double)

Sigma - Single Arm.....**SIGMA1(\*)**

Sigma - Double Arm.....**SIGMA2(\*)**

\* Please add BLK=Black, WHT=White to the product code

Top fix installation and through desk bolt fitting included

Built-in spring tension gauge for perfect weight adjustments

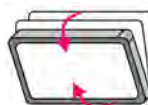
Spring-assisted mechanism allows ease of movement

Quick-release VESA plate

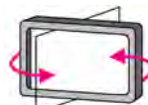
### Specifications/Features



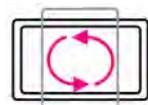
Screen Size  
17" - 32"



Tilt Range  
+90° - -90°



Swivel Range  
+90° - -90°



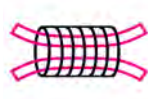
Screen Rotation  
+90° - -90°



75 x 75  
100 x 100



Curved  
Monitor



Cable  
Managed



8KG Weight  
Capacity

# monitor arms



## Strela Monitor Arm (Single & Double)

Strela - Single Arm.....**STRELA1(\*)**

Strela - Double Arm.....**STRELA2(\*)**

\* Please add BLK=Black, WHT=White, SLV=Silver to the product code

Free-tilting design for multiple monitor viewing angle  
Built-in cable management for an organised and neat workspace  
Aluminium construction provides a sleek, lighter and elegant look  
Keyhole design allows easy installation



Single Arm Option

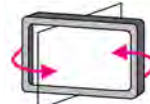
### Specifications/Features



Screen Size  
17" - 32"



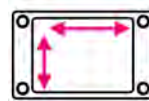
Tilt Range  
+30° - -30°



Swivel Range  
+90° - -90°



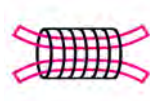
Screen Rotation  
+180° - -180°



75 x 75  
100 x 100



Curved  
Monitor



Cable  
Managed



8KG Weight  
Capacity



Single Arm Option

### Specifications/Features

## FSA Ergonomic Monitor Arm (Single & Double)

FSA\* - Single Monitor Arm.....**FSA1(\*)**

FSA - Double Monitor Arm.....**FSA2(\*)**

\* Please add BLK=Black, WHT=White, SLV=Silver to the product code

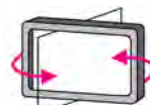
Two mounting options through desk or edge desk clamp  
Universal 75mm and 100mm Vesa plate included  
Power-coated surface finish



Screen Size  
17" - 30"



Tilt Range  
+80° - -80°



Swivel Range  
+110° - -110°



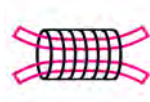
Screen Rotation  
+360° - -360°



75 x 75  
100 x 100



Curved  
Monitor



Cable  
Managed



20KG Weight  
Capacity\*





Black Option

## TRM Power Module

TRM 2 x UK, 1 x USB A+C charger.....**2A6(\*)T2A3**

TRM 2 x UK, 1 x USB A+C charger, 2 x RJ45 Cat6A.....**2A6(\*)T2A4**

\* Please add 0=Black, 1=White to the product code

Two G type sockets have resettable 3A thermal fuses and individual ON/OFF switches

Fast USB charge features A+C Type, PD 3.0 & QC 3.0

Two multimedia blank plates can include RJ45 Cat6A, USB 3.0 or HDMI couplers

Designed to fit desk thickness between 15-45mm

All standard options come with a 0.5m drop lead to 3 Pole connector

### Available Connections



Smart Charge



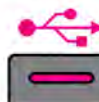
Socket G Type (UK)



Data



HDMI



USB



Black



White



Silver




## Available Connections



Smart Charge



Socket G Type (UK)



Data



VGA



HDMI



USB



AUDIO



## Chroma on Desk Power Module

2 x UK Sockets 3.15A.....2A0(\*)32A0

2 x UK Sockets 3.15A, 1 x USB A-C Charger...2A0(\*)32A3

\*Please add B=Black, W=White, S=Silver to the product code

Available in up to six sockets, USB A+C charger and media connections

UK sockets are individually fused with 3.15A or 5A fuse

Designed to fit desk thickness between 10-34mm



## Port EI in Desk Power Module

Port EI 1 x UK socket 3.15A.....2F2(\*)31A0

Port EI 1 x UK socket 3.15A, 2 x RJ45 Cat6A...2F2(\*)31A0

\*Please add 0=Black, 1=White, 2=Grey to the product code

Available with one USB A+C fast charging port, and media connections

Elegant aluminium ring enables quick installation

UK sockets are individually fused with 3.15A or 5A fuse

Designed to fit desk thickness between 10-34mm

## Available Connections



Smart Charge



Socket G Type (UK)



Data



HDMI



USB



AUDIO

# cable management



## ► Wire Baskets

L800 x W100 x D55mm.....**WIREBASK/800**

L1000 x W100 x D55mm....**WIREBASK/1000**

L1200 x W100 x D55mm....**WIREBASK/1200**

L1400 x W100 x D55mm....**WIREBASK/1400**

L1600 x W100 x D55mm....**WIREBASK/1600**

For 1600mm workstation order a 1400mm wire basket  
Comes with matching plastic fixing allowing access to one side  
150mm wide baskets also available



# cable management



Opaque

Grey

White

Black

## ▶ Rotating Cable Spine

Rotating Cable Spine...**ROSPBL(\*)**

\*Please add O=Opaque, G=Grey, W=White, B=Black to the product code

Maximum height 810mm

Large weighted base for extra stability

Integral segregation for power and data cables



Black	White	Silver

## ▶ Height Adjustable Cable Spine

Height Adjustable Cable Spine...**HASP(\*)**


\*Please add B=Black, W=White, S=Silver to the product code

Maximum height 1290mm

Large weighted base for extra stability

13 independent oval modular segments

# office extras



## Felt Notice Boards

900 x 600mm.....**FNB0906**

1200 x 900mm.....**FNB1209**

1800 x 1200mm.....**FNB1812**

Aluminium frame

Corner fixings

Other sizes and colours available  
upon request

### Felt Options



Blue

Grey




## ▶ Contract Pinboards

900 x 600mm.....**CPB0906**  
 1200 x 900mm.....**CPB1209**  
 1200 x 1200mm.....**CPB1212**  
 1800 x 1200mm.....**CPB1812**  
 2400 x 1200mm.....**CPB2412**  
 Pine Frame  
 Hessian fabric  
 Bespoke sizes available upon request



## ▶ Marker Pens

Code:.....**MARKER/DW/PK4**



## ▶ Whiteboard Eraser

Code:.....**ERASER/DW**



## ▶ Whiteboards

900 x 600mm.....**DWB0906**  
 1200 x 900mm.....**DWB1209**  
 1800 x 1200mm.....**DWB1812**  
 Four concealed corner fittings  
 Aluminium frame  
 Smooth surface  
 Magnetic or non-magnetic available





## Standard Freestanding Screen

All screens available in ANY size **FS\*\*\*\***

\*Please contact our sales team for fabric colour options

When ordering please specify your dimensions

Sizes to be quoted in metric with height first

e.g. **FS1612 = H1600 x W1200mm**

**Min size H1000 x W1000mm**

**Max size H1800 x W1800mm**



Unlimited  
Fabrics



## Standard Desktop Screen

Available in ANY width **SDTS\*\***

\*Please contact our sales team for fabric colour options

Standard desktop screen height (400mm) but other heights

available upon request

e.g. **SDTS1600 = H400 x W1600mm**

Available with a fabric or  
aluminium surround or glazed  
perspex with aluminium  
surround, please ask our sales  
team for more information



Unlimited  
Fabrics



## Waste Paper Bins

Plastic Bin (Black, Blue, Grey or Red)....**WPBP(\*)**

Grey Metal Bin.....**WPBM**

\*Please add colour choice to the product code



▶ **Hat and Coat Stand**

Code:.....HCS



▶ **Hat, Coat and Umbrella Stand**

Code:..... PMC001



▶ **Hat, Coat and Umbrella Stand**

Code:.....CH1906



▶ **Hat, Coat and Umbrella Stand**

Code:.....PMC003



## ► Microwave Oven

20L..... **MICR17**

Picture for illustration purposes only



## ► Fridges

Undercounter Fridge c/w Icebox.....**FRIDGE01**

Undercounter Fridge .....**FRIDGE02**

Larder Fridge.....**FRIDGE03**

Make and models can vary and subject to availability



## ► Dishwasher

12 Place.....**DISHWASHER/12P**

Make and models can vary and subject to availability





## ► Kettle

Cordless 1.7 Litre.....**KETTLE01**

Make and models can vary and subject to availability



## ► Toasters

2 Slice.....**TOASTER/2**

4 Slice.....**TOASTER/4**

Make and models can vary and subject to availability



## ► Desk Top Fans

9".....**FAN/DESK/09**

12".....**FAN/DESK/12**

16".....**FAN/DESK/16**

16" Floor Standing.....**FAN/PED/16**

Make and models can vary and subject to availability



## ► Key Cabinets

20 Keys (200 x 160 x 80mm).....**20K20**

48 Keys (250 x 180 x 80mm).....**25K48**

93 Keys (300 x 240 x 80mm).....**30K93**

Fitted with a high quality key lock

Lockable and supplied with two keys

Ideal for the home or office

design ► supply ► deliver ► install  
your complete office solution...



### **Southern Depot (Head Office)**

Marsh Road | Lords Meadow Trading Estate | Crediton | Devon | EX17 1EU  
**Sales:** Tel: 01363 775411

### **Northern Depot**

Unit 4 Heathfield Business Park | Heathfield Street | Elland Halifax | Yorkshire | HX5 9AE  
**Sales:** Tel: 01422 311276

**www.universallofficesolutions.co.uk** | **email: sales@uosltd.co.uk**