

Universal Office Solutions

your complete office solution...



design ► supply ► deliver ► install

about us

► your complete furniture solution

We are a privately-owned family run business offering delivery and installation of office furniture and equipment - nationwide.

With over 40 years of combined knowledge and experience within the office furniture industry we value all our customers, which include major construction companies, home builders, schools and colleges and commercial offices both large and small.

Products are carefully selected for value and durability. A comprehensive range of products are held in stock enabling us to offer order fulfilment in a short turnaround.

Our unique 'no hassle' service includes delivery in our own company vehicles with FREE installation by our experienced team. They will assemble the furniture for you, leaving your new equipment ready to use without delay. All packaging is removed and returned to our depots for recycling in line with our environmental policy.


At Universal we firmly believe that to provide a good service is much more than simply securing a sale. We have a helpful and friendly sales team committed to making your buying experience a good one. We are there to provide professional advice on all our products and offer unlimited support to you and your organisation from the first point of contact right through to after sales care.



Free Space Planning Service



Nationwide Delivery



Free Assembly

What We Offer:

Good-Quality Office Furniture:

Choose from a wide range of modern and ergonomic office furniture designed to enhance productivity and comfort to suit all budgets.

Professional Delivery and Installation:

Our experienced fitters will deliver, assemble and install your furniture for FREE, ensuring a seamless setup process, leaving your new equipment ready to use!

Free Space Planning Service:

Our expert team will create a customised layout that optimizes your workspace, maximising efficiency and aesthetics.



Download Now!




► **Design** ► **Supply** ► **Deliver** ► **Install**

▶ contents

01	universal range	04 - 17
02	platinum range	18 - 23
03	maestro 25 range	24 - 31
04	trinity range	32 - 39
05	sit-stand desks	40 - 43
06	office seating	44 - 51
07	modular meeting tables	52 - 59
08	meeting and boardroom	60 - 61
09	meeting seating	62 - 69
10	steel storage and shelving	70 - 77
11	reception counters	78 - 81
12	reception and breakout seating	82 - 101
13	indoor/outdoor dining	102 - 115
14	canteen	116 - 119
15	cloakroom	120 - 121
16	lockers and personal storage	122 - 127
17	draughtsmans, drawing and plan filing	128 - 131
18	power modules and cable management	132 - 137
19	office extras	138 - 143

universal range - desks



18MM
TOP



Single Pedestal Desks 2 Drawer

W1200 x D730 x H726mm...**UDESC48/2(*)**

W1500 x D730 x H726mm...**UDESC60/2(*)**

*Please add wood finish to the product code
Comes without cable access ports as standard
but can be manufactured with upon request
Pedestals can be fitted left or right handed
Grey metal legs
Fully lockable
18mm top

LH RH

18MM
TOP



Single Pedestal Desks 3 Drawer

W1200 x D730 x H726mm...**UDESC48/3(*)**

W1500 x D730 x H726mm...**UDESC60/3(*)**

W1800 x D730 x H726mm...**UDESC72/3(*)**

*Please add wood finish to the product code
Comes without cable access ports as standard
but can be manufactured with upon request
Pedestals can be fitted left or right handed
Grey metal legs
Fully lockable
18mm top

LH RH

Wood Finishes



Sepia
Oak



Beech



White

universal range - desks

18MM
TOP



Double Pedestal Desks 6 Drawer

W1500 x D730 x H726mm...**UDES60/6(*)**

W1800 x D730 x H726mm...**UDES72/6(*)**

*Please add wood finish to the product code

Comes without cable access ports as standard but can be manufactured with upon request

Grey metal Legs

Fully lockable

18mm top

18MM
TOP



Desk End Bookcase

W730 x D340 x H726mm...**UBC726(*)**

*Please add wood finish to the product code

Adjustable feet

Fixed shelf

18mm top

18MM
TOP



Bench Style Desks

W1000 x D800 x H740mm...**AMR1000(*)**

W1200 x D800 x H740mm...**AMR1200(*)**

W1400 x D800 x H740mm...**AMR1400(*)**

W1500 x D800 x H740mm...**AMR1500(*)**

W1600 x D800 x H740mm...**AMR1600(*)**

*Please add wood finish to the product code

Cable access ports included

Silver goal post legs

18mm top (25mm top available upon request)

Wood Finishes



Sepia
Oak



Beech



White

universal range - workstations



18MM
TOP



Cantilever Rectangular Workstations

W1200 x D800 x H726mm...**LD1200VDU(*)**

W1500 x D800 x H726mm...**LD1500VDU(*)**

W1600 x D800 x H726mm...**LD1600VDU(*)**

W1800 x D800 x H726mm...**LD1800VDU(*)**

*Please add wood finish to the product code

Cable access ports included

Twin upright silver cantilever legs

18mm top

18MM
TOP



Right Hand Featured

Cantilever Radial Workstations

W1200 x D1200 x D800 x D600 x H726mm...**LDRD1200(**)(*)**

W1500 x D1200 x D800 x D600 x H726mm...**LDRD1500(**)(*)**

W1600 x D1200 x D800 x D600 x H726mm...**LDRD1600(**)(*)**

W1800 x D1200 x D800 x D600 x H726mm...**LDRD1800(**)(*)**

**Please add L=Left Hand or R=Right to the product code

*Please add wood finish to the product code

Cable access ports included

Twin upright silver cantilever legs

18mm top

LH RH

Wood Finishes



Sepia
Oak



Beech



White

universal range - workstations

18MM
TOP



Panel Ended Rectangular Workstations

W1200 x D800 x H726mm... **LDPE1200(*)**

W1500 x D800 x H726mm... **LDPE1500(*)**

W1600 x D800 x H726mm... **LDPE1600(*)**

W1800 x D800 x H726mm... **LDPE1800(*)**

*Please add wood finish to the product code

Cable access ports included

Panel end legs

18mm top

18MM
TOP



Panel Ended Radial Workstations

W1200 x D1200 x D800 x D600 x H726mm... **LDPERD1200(**)(*)**

W1500 x D1200 x D800 x D600 x H726mm... **LDPERD1500(**)(*)**

W1600 x D1200 x D800 x D600 x H726mm... **LDPERD1600(**)(*)**

W1800 x D1200 x D800 x D600 x H726mm... **LDPERD1800(**)(*)**

**Please add L=Left Hand or R=Right to the product code

*Please add wood finish to the product code

Cable access ports included

Panel end legs

18mm top

Right Hand Featured

LH RH



Wood Finishes



Sepia
Oak



Beech



White



Mobile Pedestal - 2 Drawer



Mobile Pedestal - 3 Drawer



Desk High Pedestal - 600mm Deep



Desk High Pedestal - 800mm Deep

universal range - pedestals



18MM
TOP



► Desk High 3 Drawer Pedestal 600mm Deep

H726 x W434 x 600mm deep...**ST600DHP(*)**

*Please add wood finish to the product code

Height adjustable feet

Lockable and supplied with two keys

18mm top

18MM
TOP



► Desk High 3 Drawer Pedestal 800mm Deep

H726 x W434 x 800mm deep...**ST800DHP(*)**


*Please add wood finish to the product code

Height adjustable feet

Lockable and supplied with two keys

18mm top

Wood Finishes



Sepia
Oak



Beech



White

universal range - pedestals

18MM
TOP



Under Desk Mobile 2 Drawer Pedestal

H520 x W434 x D580mm...**STMPF(*)**

*Please add wood finish to the product code
Lockable and supplied with two keys
Supplied with castors
18mm top

18MM
TOP



Under Desk Mobile 3 Drawer Pedestal

H520 x W434 x D580mm...**STMP3F(*)**

*Please add wood finish to the product code
Lockable and supplied with two keys
Supplied with castors
18mm top

Wood Finishes



Sepia
Oak



Beech



White



Under Desk Mobile (Steel) 3 Drawer Pedestal

H600 x W390 x D500mm...**BV40(*)**

*Please add steel finish to the product code
Lockable and supplied with two keys
Two shallow drawers and one filer drawer
Steel construction
Narrow option also available

Steel Finishes



Black



Silver



White

universal range - storage



18MM
TOP

► Bookcases (3mm MDF Back Panels)

H800 x W740 x D340mm - 1 shelf (2 compartments).....**UBC08(*)**

H1200 x W740 x D340mm - 2 shelves (3 compartments).....**UBC12(*)**

H1770 x W740 x D340mm - 3 shelves** (4 compartments)...**UBC1770(*)**


*Please add wood finish to the product code

**Supplied with one fixed shelf

3mm MDF back panels

Wood Finishes




Sepia
Oak


Beech


White



universal range - storage

18MM
TOP

► Bookcases (Solid Back Panels)

H800 x W750 x D400mm - 1 shelf (2 compartment).....**08BK(*)**
 H1200 x W750 x D400mm - 2 shelves (3 compartments).....**12BK(*)**
 H1600 x W750 x D400mm - 3 shelves** (4 compartments)....**16BK(*)**
 H2000 x W750 x D400mm - 4 shelves** (5 compartments)...**20BK(*)**

*Please add wood finish to the product code

**Supplied with one fixed shelf

18mm solid back panels



18MM
TOP

► Double Door Lockable Storage Cupboards


H800 x W750 x D400mm - 1 shelf (2 compartments).....**ST08(*)**
 H1200 x W750 x D400mm - 2 shelves (3 compartments).....**ST12(*)**
 H1600 x W750 x D400mm - 3 shelves** (4 compartments)...**ST16(*)**
 H2000 x W750 x D400mm - 4 shelves** (5 compartments)...**ST20(*)**

*Please add wood finish to the product code

**Supplied with one fixed shelf

Fully lockable

18mm solid back panels



Wood Finishes



Sepia
Oak



Beech



White



Grey

universal range - tables



18MM
TOP



► Universal Office Tables

W730 x D730 x H726mm.....**30T(*)**

W1200 x D730 x H726mm...**48T(*)**

W1500 x D730 x H726mm...**60T(*)**

W1800 x D730 x H726mm...**72T(*)**

*Please add wood finish to the product code

Grey metal frame

Available with adjustable feet upon request

18mm top

18MM
TOP



► Circular Table

1050 Diameter x H726mm...**SRCR1000(*)**

*Please add wood finish to the product code

Grey metal frame

Available with adjustable feet upon request

18mm top

Wood Finishes




Sepia
Oak



Beech



White



Grey

universal range - tables

25MM
TOP



Round Meeting Table

1100mm Diameter x H730mm...**BTD1100(*)**

*Please add wood finish to the product code

Cruciform base

25mm top

18MM
TOP



Square Coffee Table

W595 x D595 x H500mm...**2424LT(*)**

*Please add wood finish to the product code

Panel end legs

18mm top

18MM
TOP



Rectangular Coffee Table

W1000 x D595 x H500mm...**3924LT(*)**

*Please add wood finish to the product code

Panel end legs

18mm Top

Wood Finishes



Sepia
Oak



Beech



White

universal range - meeting



18MM
TOP



► Panel Leg Conference Table

W1800 x D1000 x H720mm (to seat 6 persons)...**RCTF1810(*)**

*Please add wood finish to the product code

Panel end legs

25mm top

See next page for larger tables



Wood Finishes



Sepia
Oak



Beech



White

universal range - meeting

18MM
TOP



► Panel Leg Conference Tables

W2400 x D1200 x H720mm (to seat 8 persons)....**RCTF2412(*)**
W3000 x D1200 x H720mm (to seat 10 persons)....**RCTF3012(*)**
W3600 x D1200 x H720mm (to seat 12 persons)....**RCTF3612(*)**
W4200 x D1200 x H720mm (to seat 14 persons)....**RCTF4212(*)**
W4800 x D1200 x H720mm (to seat 16 persons)....**RCTF4812(*)**
W6000 x D1200 x H720mm (to seat 20 persons)....**RCTF6012(*)**
W7500 x D1200 x H720mm (to seat 24 persons)....**RCTF7512(*)**

*Please add wood finish to the product code

Special sizes available upon request

Panel end legs

18mm top



Wood Finishes



**Sepia
Oak**



Beech



White



RCTF3000 with 10no Black Contract Side Chairs - See USIDE upholstered side chairs featured on page 62

universal range - post room



18MM
TOP



Pigeon Hole Units - 2 Bay

2 Bay wide, 22 compartments - H986 x W650 x D362mm...**UPH22(*)**

2 Bay wide, 12 compartments - H530 x W650 x D362mm...**UPH12(*)**

*Please add wood finish to the product code

Standalone free standing units

Removable shelves

18mm top



Wood Finishes



**Sepia
Oak**



Beech



White



Grey

universal range - post room

18MM
TOP



Pigeon Hole Units - 4 Bay

4 - Bay - 44 compartments - H986 x W1280 x D362mm...**UPH44(*)**

4 - Bay - 24 compartments - H530 x W1280 x D362mm...**UPH24(*)**

* Please add wood finish to the product code

Standalone free standing units

Removable shelves

18mm top

18MM
TOP



Post Sorter Table

Shelf Unit - W1280 x D700 x H880mm.....**A3SORTERSHELF(*)**

Cupboard Unit - W1280 x D700 x H880mm...**A3SORTERCUP(*)**

*Please add wood finish to the product code

Standalone free standing units

18mm Top



Wood Finishes




Sepia
Oak



Beech



White



Grey

platinum range - workstations



25MM
TOP



Cantilever Rectangular Workstations

W1200 x D800 x H725mm...**BTD1200VDU**

W1500 x D800 x H725mm...**BTD1500VDU**

W1600 x D800 x H725mm...**BTD1600VDU**

Silver twin upright cantilever legs

Silver jigsaw cable access ports

25mm Top

Wood Finish



White

25MM
TOP



Cantilever Radial Workstations

W1500xD1200xD800xD600xH725mm...**BTD1500RAD(**)**

W1600xD1200xD800xD600xH725mm...**BTD1600RAD(**)**

W1800xD1200xD800xD600xH725mm...**BTD1800RAD(**)**

**Please add L=Left Hand or R=Right to the product code

Silver twin upright cantilever legs

Silver jigsaw cable access ports

25mm Top

LH RH

Wood Finish



White

Right Hand Featured

platinum range - workstations

25MM
TOP



Panel End Rectangular Workstations

W1200 x D800 x H725mm...**BTD1200PEVDU**

W1500 x D800 x H725mm...**BTD1500PEVDU**

W1600 x D800 x H725mm...**BTD1600PEVDU**

Panel ended legs

Silver jigsaw cable access ports

25mm Top

Wood Finish



White

25MM
TOP



Panel End Radial Workstations

W1500xD1200xD800xD600xH725mm...**BTD1500PERAD(**)**

W1600xD1200xD800xD600xH725mm...**BTD1600PERAD(**)**

W1800xD1200xD800xD600xH725mm...**BTD1800PERAD(**)**

**Please add L=Left Hand or R=Right to the product code

Panel ended legs

Silver jigsaw cable access ports

25mm Top

LH RH

Wood Finish



White

Right Hand Featured



Comprising 1 x Cantilever Rectangular Workstation, 1 x 3 Drawer Mobile Pedestal, 2 x 1200mm & 1 x 2000mm Cupboard and 1 x Titan HB Mesh Chair.

platinum range - pedestals

25MM
TOP



Desk High Pedestals 3 Drawers

H725 x W435 x D600mm...**BTD600DHP**

H725 x W435 x D800mm...**BTD800DHP**

Lockable and supplied with two keys

Flyover drawer fronts

Matt nickel handles

25mm Top

Wood Finish



White

25MM
TOP



Mobile Under Desk Pedestals

2 Drawer H550 x W435 x D580mm...**BTDMP2**

3 Drawer H550 x W435 x D580mm...**BTDMP3**

Lockable and supplied with two keys

Flyover drawer fronts

25mm Top

3 Drawer Featured

Wood Finish



White

platinum range - tables

25MM
TOP

▶ Round Meeting Table

W1100 x D1100 x H720mm...**BTD1100**

Cruciform base

25mm Top



Wood Finish



White

25MM
TOP

▶ Reception Tables

H500 x W1000 x D595mm...**BTD1000LOW**

H500 x W595 x D595mm.....**BTD595LOW**

Panel end legs

Other sizes available upon request

25mm Top



Wood Finish



White

platinum range - storage

25MM
TOP

Wood Finish



White



► Bookcases (Solid Back Panels)

H800xW800xD480mm - 1 shelf (2 compartment).....**BTD800BK**

H1200xW800xD480mm - 2 shelves (3 compartments)....**BTD1200BK**

H1600xW800xD480mm - 3 shelves (4 compartments)....**BTD1600BK**

H2000xW800xD480mm - 4 shelves (5 compartments)....**BTD2000BK**

Supplied with fixed shelves

18mm solid back panels

25mm top

platinum range - storage

25MM
TOP

Wood Finish



White



► Cupboards (Solid Back Panels)

H800xW800xD480mm - 1 shelf (2 compartment).....**BTD800CUP**

H1200xW800xD480mm - 2 shelves (3 compartments)....**BTD1200CUP**

H1600xW800xD480mm - 3 shelves (4 compartments)....**BTD1600CUP**

H2000xW800xD480mm - 4 shelves (5 compartments)....**BTD2000CUP**

Lockable and supplied with two keys

Supplied with fixed shelves

18mm solid back panels

25mm top

maestro 25 range - workstations



25MM
TOP



Right Hand Featured

▶ Cantilever Radial Workstation

W1400 x D1200 x D800 x D600 x H725mm...**25SE(**)14(*)**

W1600 x D1200 x D800 x D600 x H725mm...**25SE(**)16(*)**

W1800 x D1200 x D800 x D600 x H725mm...**25SE(**)18(*)**

**Please add L=Left Hand or R=Right to the product code

*Please add frame colour followed by wood finish to the product code

Twin upright cantilever legs

Cable access port holes

25mm top

LH RH

Frame Finishes




Black

Silver

White

Wood Finishes



Beech

Grey
Oak

Oak

White

Walnut

maestro 25 range - workstations

25MM
TOP



Cantilever Rectangular Workstation

W800 x D800 x H725mm.....[MC8\(*\)](#)

W1000 x D800 x H725mm...[MC10\(*\)](#)

W1200 x D800 x H725mm...[MC12\(*\)](#)

W1400 x D800 x H725mm...[MC14\(*\)](#)

W1600 x D800 x H725mm...[MC16\(*\)](#)

W1800 x D800 x H725mm...[MC18\(*\)](#)

*Please add frame colour followed by wood finish to the product code

Twin upright cantilever legs

Cable access port holes

25mm top

25MM
TOP



Cantilever Wave Workstation

W1400 x D800 x D990 x H725mm...[U25SW\(**\)14\(*\)](#)

W1600 x D800 x D990 x H725mm...[U25SW\(**\)16\(*\)](#)

**Please add L=Left Hand or R=Right to the product code

*Please add frame colour followed by wood finish to the product code

Twin upright cantilever legs

Cable access port holes

25mm top

Right Hand Featured

LH RH



Fixed Pedestals 2 & 3 Drawer

H474 x W416 x D590mm - 2 Drawer...[R2F\(*\)](#)

H474 x W416 x D590mm - 3 Drawer...[R3F\(*\)](#)

*Please add wood finish to the product code


Pedestals can be fitted left or right handed

Silver curved handles

Lockable and supplied with two keys

LH RH

Frame Finishes



Black

Silver

White

Wood Finishes



Beech

Grey
Oak

Oak

White

Walnut

maestro 25 range - storage



25MM
TOP



Desk High 3 Drawer Pedestal - 600mm Deep

W426 x D600 x H725mm...[R25DH6\(*\)](#)

*Please add wood finish to the product code

Silver curved handles

Lockable and supplied with two keys

25mm top

25MM
TOP



Desk High 3 Drawer Pedestal - 800mm Deep

W426 x D800 x H725mm...[R25DH8\(*\)](#)


*Please add wood finish to the product code

Silver curved handles

Lockable and supplied with two keys

25mm top

Wood Finishes



maestro 25 range - storage

25MM
TOP



Mobile 2 Drawer Under Desk Pedestal

W426 x D600 x H567mm...**R2M(*)**

* Please add wood finish to the product code

Silver curved handles

Lockable and supplied with two keys

25mm top

25MM
TOP



Mobile 3 Drawer Under Desk Pedestal

W426 x D600 x H567mm...**R3M(*)**

*Please add wood finish to the product code

Silver curved handles

Lockable and supplied with two keys

25mm top

25MM
TOP



Desk High Cupboard

W800 x D600 x H725mm...**DHCC(*)**

*Please add wood finish to the product code

Supplied with one adjustable shelf

Silver curved handles

Lockable and supplied with two keys

25mm top

25MM
TOP



Desk High Bookcase

W800 x D600 x H725mm...**DHBC(*)**

*Please add wood finish to the product code

Supplied with one adjustable shelf

25mm top


Wood Finishes



Beech




Grey
Oak



Oak



White



Walnut

maestro 25 range - storage



25MM
TOP

► Bookcases (Solid Back Panels)

H740 x W800 x D470mm - 1 shelf.....**R740(*)**

H1090 x W800 x D470mm - 2 shelves.....**R1090(*)**

H1440 x W800 x D470mm - 3 shelves**...**R1440(*)**

H1790 x W800 x D470mm - 4 shelves**...**R1790(*)**

H2140 x W800 x D470mm - 5 shelves**...**R2140(*)**

*Please add wood finish to the product code

**One fixed shelf

25mm top



Wood Finishes



Beech

Grey
Oak

Oak

White

Walnut

maestro 25 range - storage

25MM
TOP



Storage Cupboards (Solid Back Panels)

- H740 x W800 x D470mm - 1 shelf.....**R740D(*)**
- H1090 x W800 x D470mm - 2 shelves..... **R1090D(*)**
- H1440 x W800 x D470mm - 3 shelves**...**R1440D(*)**
- H1790 x W800 x D470mm - 4 shelves**...**R1790D(*)**
- H2140 x W800 x D470mm - 5 shelves**...**R2140D(*)**

*Please add wood finish to the product code

**One fixed shelf

Silver curved handles

Lockable and supplied with two keys

25mm top

25MM
TOP



Combination Display Cupboards

- H1440 x W800 x D470mm - (2 shelves)....**R1440OP(*)**
- H1790 x W800 x D470mm - (3 shelves)....**R1790OP(*)**
- H2140 x W800 x D470mm - (4 shelves)....**R2140OP(*)**

*Please add wood finish to the product code

Silver curved handles

Lockable and supplied with two keys

All cupboards come with one fixed shelf



Available with Glass Doors

Wood Finishes



Beech




Grey
Oak



Oak



White



Walnut

maestro 25 range - storage



25MM
TOP



► Deluxe Filing Cabinets

H730 x W480 x D655mm.....[LF2\(*\)](#)

H1045 x W480 x D655mm...[LF3\(*\)](#)

H1360 x W480 x D655mm...[LF4\(*\)](#)

*Please add wood finish to the product code

Silver curved handles

Lockable and supplied with two keys

LF2 and LF3 not available in Grey Oak



Wood Finishes



Beech

Grey
Oak

Oak

White

Walnut

maestro 25 range - storage

25MM
TOP



Combination Display Tambours

H1600 x W1020 x D550mm - (1 shelf).....**TO16(*)**

H2000 x W1020 x D550mm - (2 shelves)...**TO20(*)**

*Please add wood finish to the product code

Supplied empty but can be fitted with all systems internal fittings, such as plain shelf, roll out suspension and lateral filing frame

Lockable and supplied with two keys


Silver tambour doors



Wood Finishes



Beech



Oak



White

Available with Glass Doors

25MM
TOP



Single Door Tambour Cupboards

H1090 x W800 x D470mm - (2 shelves)...**R1090TC(*)**

H2140 x W800 x D470mm - (5 shelves)...**R2140TC(*)**


*Please add wood finish to the product code

Silver tambour door

Lockable and supplied with two keys




Wood Finishes



Beech



Oak



White

trinity range - workstations



25MM
TOP



Right Hand Featured

► Cantilever Radial Workstation

W1600 x D1200 x D800 x D600 x H730mm... **TWU1612(**)(*)**

W1800 x D1200 x D800 x D600 x H730mm... **TWU1812(**)(*)**

**Please add L=Left Hand or R=Right to the product code

* Please add frame colour followed by wood finish to the product code

Three cable access ports included

Adjustable feet

25mm top

LH RH

Frame Finishes



Black

Silver

White

Wood Finishes



Black

Beech

Nova
Oak

Grey
Oak

Maple

White

Dark
Walnut

trinity range - workstations

25MM
TOP



Rectangular Workstation 600mm Deep

W800 x D600 x H730mm....[TWU8060REC\(*\)](#)
W1200 x D600 x H730mm...[TWU1260REC\(*\)](#)
W1400 x D600 x H730mm...[TWU1460REC\(*\)](#)
W1600 x D600 x H730mm...[TWU1660REC\(*\)](#)
W1800 x D600 x H730mm...[TWU1860REC\(*\)](#)

* Please add frame colour followed by wood finish to the product code

Cable access ports included

Adjustable feet

25mm Top

25MM
TOP



Rectangular Workstation 800mm Deep

W800 x D800 x H730mm....[TWU8080REC\(*\)](#)
W1200 x D800 x H730mm...[TWU1280REC\(*\)](#)
W1400 x D800 x H730mm...[TWU1480REC\(*\)](#)
W1600 x D800 x H730mm...[TWU1680REC\(*\)](#)
W1800 x D800 x H730mm...[TWU1880REC\(*\)](#)

*Please add frame colour followed by wood finish to the product code

Cable access ports included

Adjustable feet

25mm Top

Frame Finishes




Black

Silver

White

Wood Finishes



Black

Beech

Nova
Oak

Grey
Oak

Maple

White

Dark
Walnut



3 Drawer Under Desk STEEL Pedestals

W300 x D470 x H615mm...[TKUSSMP3\(*\)](#)

W380 x D470 x H615mm....[TKUSMP3\(*\)](#)

*Please add steel finish to the product code

Discreet side handle drawer

Lockable and supplied with two keys

Steel construction

Anti-tilt

Steel Finishes




Black

Silver

White

trinity range - office storage



25MM
TOP



▶ 3 Drawer Desk High Pedestal 600mm Deep

W404 x D600 x H730mm... [TESDHP3\(*\)](#)

*Please add wood finish to the product code

Two shallow drawers and one filing drawer for foolscap or A4 suspensions files

Lockable and supplied with two keys

25mm top

25MM
TOP



▶ 3 Drawer Desk High Pedestal 800mm Deep

W404 x D800 x H730mm... [TESDHP3/800\(*\)](#)

*Please add wood finish to the product code

Two shallow drawers and one filing drawer for foolscap or A4 suspensions files

Lockable and supplied with two keys

25mm top

Wood Finishes



Beech



Nova
Oak




Grey
Oak



White



Maple



Dark
Walnut

trinity range - office storage

25MM
TOP



2 Drawer Under Desk Mobile Pedestal

W404 x D500 x H595mm... **TESMP2(*)**

*Please add wood finish to the product code

One shallow drawer and one filing drawer for foolscap or A4 suspension files

Lockable and supplied with two keys

25mm top

25MM
TOP



3 Drawer Under Desk Mobile Pedestal

W404 x D500 x H595mm... **TESMP3(*)**

*Please add wood finish to the product code

Three shallow drawers

Lockable and supplied with two keys

25mm top

25MM
TOP



3 Drawer Tall Under Desk Mobile Pedestal

W404 x D500 x H690mm... **TESUDP3(*)**

*Please add wood finish to the product code

Two shallow drawers and one filing drawer for foolscap or A4 suspension files

Lockable and supplied with two keys

25mm top


Wood Finishes



Beech



Nova
Oak



Grey
Oak



White



Maple



Dark
Walnut

trinity range - office storage



▶ 2 Drawer Fixed Pedestal

W404 x D655 x H495mm...**TESHP2/655(*)**

*Please add wood finish to the product code

One shallow drawer and one filing drawer for foolscap or

A4 suspension files

Lockable and supplied with two keys

Silver handles



▶ 3 Drawer Fixed Pedestal

W404 x D655 x H495mm...**TESHP3/655(*)**

*Please add wood finish to the product code

Three shallow drawers

Lockable and supplied with two keys

Silver handles

Wood Finishes



Beech



Nova
Oak



Grey
Oak



White



Maple



Dark
Walnut



Featured with 3 Drawer Fixed Pedestal



Featured with 2 Drawer Fixed Pedestal

trinity range - office storage

25MM
TOP



▶ 2 Drawer Filing Cabinet

H710 x W464 x D600mm... **TES2FC(*)**

*Please add wood finish to the product code

25kg load tolerance per drawer

Accommodate foolscap and A4 suspension files

100% drawer extension on accuride runners

Lockable and supplied with two keys

Black adjustable feet for levelling

25mm top

25MM
TOP



▶ 3 Drawer Filing Cabinet

H1030 x W464 x D600mm... **TES3FC(*)**

*Please add wood finish to the product code

25kg load tolerance per drawer

Accommodate foolscap and A4 suspension files

100% drawer extension on accuride runners

Lockable and supplied with two keys

Black adjustable feet for levelling

25mm top

25MM
TOP



▶ 4 Drawer Filing Cabinet

H1365 x W464 x D600mm... **TES4FC(*)**

*Please add wood finish to the product code

25kg load tolerance per drawer

Accommodate foolscap and A4 suspension files

100% drawer extension on accuride runners

Lockable and supplied with two keys

Black adjustable feet for levelling

25mm top

Wood Finishes



Beech



Nova
Oak




Grey
Oak



White



Maple



Dark
Walnut

trinity range - office storage



25MM
TOP



Wooden Bookcases (Solid Back Panels)

H730 x W800 x D450mm - 1 shelf.....[WDS745\(*\)](#)

H800 x W800 x D450mm - 1 shelf.....[WDS845\(*\)](#)

H1200 x W800 x D450mm - 3 shelves...[WDS1245\(*\)](#)

H1800 x W800 x D450mm - 4 shelves...[WDS1845\(*\)](#)

H2000 x W800 x D450mm - 4 shelves...[WDS2045\(*\)](#)

*Please add wood finish to the product code

Black adjustable feet for leveling

Adjustable shelves

10kg weight tolerance per shelf

Wood Finishes



Beech

Nova
Oak

Grey
Oak

White

Maple

Dark
Walnut

trinity range - office storage

25MM
TOP



Wooden Cupboards (Solid Back Panels)

H730 x W800 x D450mm - 1 shelf.....**WDS745CP(*)**
 H800 x W800 x D450mm - 1 shelf.....**WDS845CP(*)**
 H1200 x W800 x D450mm - 3 shelves....**WDS1245CP(*)**
 H1800 x W800 x D450mm - 4 shelves....**WDS1845CP(*)**
 H2000 x W800 x D450mm - 4 shelves....**WDS2045CP(*)**

*Please add wood finish to the product code

Black adjustable feet for levelling

Lockable and supplied with two keys

Adjustable shelves

10kg weight tolerance per shelf

25MM
TOP



Heavy Duty Side Filer

W800 x D600 x H730mm...**TKDH800SF(*)**

*Please add wood finish to the product code

A desk-high side filer, designed to accommodate more files


Accommodate foolscap and A4 suspension files

Lockable and supplied with two keys

Anti-tilt mechanism

25mm top

Wood Finishes



Beech

Nova
Oak

Grey
Oak

White

Maple

Dark
Walnut

sit-stand desks



Available in White

The desk top sit-stand workstation works as a desk converter. It simply sits on top of your existing desk and converts it to a height-adjustable desk, without any changes to your existing desk required, simple and easy to use, you can change position from sit to stand with a simple pull.

► Desk-Top Sit-Stand Desk Converter

Black - Sit Stand Desk Converter....[GSS061AB](#)
White - Sit Stand Desk Converter...[GSS061AW](#)
Worktop 800 x 400mm - keyboard tray 800 x 300mm
Height adjustable 110 - 500mm, max load 15kg

Wood Finishes



White

Black

sit-stand desks

Featuring 2 electric motors that allow you to adjust the height of your desk quickly, this electric sit-stand desk helps to reduce your sitting hours without sacrificing working hours.

It's quick and easy to adjust and can be raised from 620mm to 1280mm within seconds. This allows you to work comfortably, whether sitting down or standing up.

The advanced touch-sensitive controller lets you set 3 favourite min/max positions, anti-collision sensitivity, display unit (cm or in), and sit-stand alert timer.

25MM
TOP



Dual Motor Electric Sit-Stand Desk


W1200 x D800 x H620 - 1280mm...[EDF12D\(*\)](#)

W1400 x D800 x H620 - 1280mm...[EDF14D\(*\)](#)


W1600 x D800 x H620 - 1280mm...[EDF16D\(*\)](#)

W1800 x D800 x H620 - 1280mm...[EDF18D\(*\)](#)

*Please add frame colour followed by wood finish to the product code
25mm top




Timer



Low
Noise



125kg
Load



Advanced
Controller



Low Power
Controller



Anti
Collision



Powerful
Dual Motor

Frame Finishes




Black

Silver

White

Wood Finishes



Maple

Beech

Oak

Walnut

White

sit-stand desks

The Ergolift single motor Sit-Stand electronic height adjustable desk has a 2 button control panel to raise and lower the height of the desk to suit your individual requirements in a smooth and quiet action.

It's digital display has 4 memory settings and comes complete with USB and USB-C phone charging.

It's smooth and quiet ascend/descend adjusts with just a push of the button from 680mm to 1130mm. Available in a choice of 3 different lengths, frame colours and desktop wood finishes.

25MM
TOP



Electric Ergolift Height Adjustable Desk

W1200 x D800 x H680 - 1130mm...[HAT120\(*\)](#)

W1400 x D800 x H680 - 1130mm...[HAT140\(*\)](#)

W1600 x D800 x H680 - 1130mm...[HAT160\(*\)](#)

* Please add frame colour followed by wood finish to the product code
25mm top



Low
Noise



Single
Motor



160kg
Load




Power
20V



Digital display with
four memory settings

Frame Finishes




Black

Silver

White

Wood Finishes



Light
Oak

Beech

White

sit-stand desks

Elev8 Mono height adjustable desk allows you to alter the height of your desk with just a touch of a button. The single motor adjusts the two-tiered leg column from 700mm to 1200mm in a fluid and quiet (44db) movement.

Vertical cable spines hide unsightly cables from the floor - ask a member of our sales team for "Cable Management" options.

25MM
TOP



Elev8 Mono Straight Sit-Stand Desk

W1200 x D800 x H700 - 1200mm...[EVM-1200\(*\)](#)

W1400 x D800 x H700 - 1200mm...[EVM-1400\(*\)](#)

W1600 x D800 x H700 - 1200mm...[EVM-1600\(*\)](#)

* Please add frame colour followed by wood finish to the product code
25mm top



Low
Noise



Single
Motor



160kg
Load



Power
20V



Example of white
top/oak edge

Frame Finishes



Silver

White

Wood Finishes



Beech

Grey
Oak

Oak

Walnut

White
Oak

White

office seating - operators



8
HOUR
USAGE

95 KG
WEIGHT
TOLERANCE

1
YEAR
WARRANTY



High Back Operator Chair

Code:.....**UOPS(*)**

*Please add your colour choice of fabric

Gas lift tested up to 95kg

Suitable for up to 8 hours

Twin lever mechanism

Adjustable seat height and tilt of the backrest

Generous foam cushioning on the seat and back

Fabric Options



Charcoal Blue

8
HOUR
USAGE

150 KG
WEIGHT
TOLERANCE

5
YEAR
WARRANTY



High Back Operators Chair

No Arms.....**HIMP(*)**

Fixed Arms.....**HIMPA(*)**

Adjustable Arms.....**HIMPZA(*)**

Folding Arms.....**HIMPFA(*)**

*Please contact our sales team for fabric colour options

Gas lift tested up to 150kg

Suitable for up to 8 hours

Twin lever mechanism

Available with black or chrome base

Additional features and benefits can be added at point of ordering



Unlimited
Fabrics

Featured with Folding Arms

office seating - operators

8

HOUR
USAGE

115^{KG}

WEIGHT
TOLERANCE

2

YEAR
WARRANTY



Featured with Fixed Arms

Vantage 200 Fabric Operator Chair

No Arms.....**V200(*)**

Fixed Arms.....**V201(*)**

Height Adjustable Arms.....**V202(*)**

*Please add your colour choice of fabric

Gas lift tested up to 115kg

Suitable for up to 8 hours

Asynchro mechanism provides free floating back action

Triple lever mechanism

Deep padded seat with independent seat tilt

Fabric Options



Black

Blue

Charcoal

8

HOUR
USAGE

115^{KG}

WEIGHT
TOLERANCE

2

YEAR
WARRANTY



Featured with Adjustable Arms

Calypso II High Back Operators Chair

No Arms.....**CH2800(*)**

Fixed Arms.....**CH2800+AC1002(*)**

Adjustable Arms.....**CH2800+AC1040(*)**

*Please add your colour choice of fabric

Gas lift tested up to 115kg

Suitable for up to 8 hours

Deep cushioned seat and back upholstered in a tough wearing fabric

Twin lever mechanism

Backrest angle can be fixed or set free floating

Fabric Options



Black

Charcoal

Royal
Blue

Claret

Green

Red

8

HOUR
USAGE

150^{KG}

WEIGHT
TOLERANCE

5

YEAR
WARRANTY



Featured with Folding Arms

Multi-functional High Back Task Chair

No Arms.....**TSK(*)**

Fixed Arms.....**TSKA(*)**

Adjustable Arms.....**TSKZA(*)**

Folding Arms.....**TSKFA(*)**

*Please contact our sales team for fabric colour options

Gas lift tested up to 150kg

Suitable for up to 8 hours

Pump up lumbar, ratchet back and seat slide included

Three lever mechanism - Dual control

Mechanism weight tension control



Unlimited
Fabrics

office seating - managers

8
HOUR
USAGE

115 KG
WEIGHT
TOLERANCE

5
YEAR
WARRANTY



Concept Plus Ergonomic Office Chair

Code:.....**CH1808(*)**

*Please add your colour choice of fabric

Gas lift tested up to 115kg

Suitable for up to 8 hours

Deep cushioned seat and back

Inflatable lumbar pump for extra support

Adjustable ratchet back and seat slide included

Physio approved chair

Fabric Options



Black Blue

8
HOUR
USAGE

120 KG
WEIGHT
TOLERANCE

1
YEAR
WARRANTY



Lucca High Back Fabric Managers Chair

Code:.....**LUC300T1(*)**

*Please add your colour choice of fabric

Gas lift tested up to 120kg

Suitable for up to 8 hours

Contoured lower back with adjustable lumbar

Gun metal nylon arms and base

Fabric Options



Charcoal Blue

8
HOUR
USAGE

115 KG
WEIGHT
TOLERANCE

1
YEAR
WARRANTY



Tuscan High Back Managers Chair with Head Support

Code:.....**TUS300T1(*)**

Code:.....**TUS300T1/MSH**

Code:.....**TUS300T1/LTH**

*Please add your colour choice of fabric

Gas lift tested up to 115kg

Suitable for up to 8 hours

Headrest section can be used for hanging coats and jackets

Gas lift adjustment with weight tension control

Various fabric options

Fabric Options



Black Mesh Black Leather Blue Black

office seating - managers

8

HOUR
USAGE

120 KG
WEIGHT
TOLERANCE

1

YEAR
WARRANTY



High Back Leather Look Managers Armchair

Code:.....**UMAN2/LTH**

Gas lift tested up to 120kg


Suitable for up to 8 hours

Integral headrest

Tilt lock mechanism

Padded armrests

Faux Leather Colour



Black

8

HOUR
USAGE

120 KG
WEIGHT
TOLERANCE

2

YEAR
WARRANTY



Palermo High Back Executive Chair

Code:.....**PAL300K2**

Gas lift tested up to 120kg

Suitable for up to 8 hours


Double padded seat for enhanced comfort

User weight tension control with knee tilt

adjustment and gas lift adjustment

Silver nylon base with black trim

Faux Leather Colour



Black

8

HOUR
USAGE

130 KG
WEIGHT
TOLERANCE

2

YEAR
WARRANTY



Derby High Back Executive Chair

Code:.....**DER300T1**

Gas lift tested up to 130kg


Suitable for up to 8 hours

Deep cushioned seat with waterfall front for increased comfort

Faux leather executive chair with mesh side panels

Gas lift adjustment with weight tension control

Faux Leather Colour



Black

office seating - mesh

8
HOUR
USAGE

115^{KG}
WEIGHT
TOLERANCE

5
YEAR
WARRANTY



▶ Marlos Mesh Back Operators Chair with Folding Arms

Code:.....**CH0790(*)**

*Please add your colour choice of mesh

Gas lift tested up to 115kg

Suitable for up to 8 hours

Black components

Lock tilt mechanism

Available in five colour options

Fabric Options



Black



Blue



Green



Red



Orange

8
HOUR
USAGE

120^{KG}
WEIGHT
TOLERANCE



▶ Titan High Back Mesh Armchair

Code:.....**TITAN/HB**

Gas lift tested up to 120kg

Suitable for up to 8 hours

Three lever mechanism

Height adjustable arms

Forward seat tilt

Fabric Option



Black

12
HOUR
USAGE

146^{KG}
WEIGHT
TOLERANCE

2
YEAR
WARRANTY



▶ Ergonomic Mesh Back Task Chair

Code:.....**TENMC**

Gas lift tested up to 146kg


Suitable for up to 12 hours

Triple lever mechanism with multi-position tilt lock

3D Arms (forward, back, up, down, left & right)

Adjustable lumbar support and seat slide

Fabric Option



Black

office seating - mesh

24
HOUR
USAGE

150 KG
WEIGHT
TOLERANCE

3
YEAR
WARRANTY



► Sandro Mesh Back 24hr Executive Chair

Code:.....**SND300K2-K**

Gas lift tested up to 150kg


Suitable for up to 24 hours

Asynchro mechanism provides free floating back action,
lockable seat and back

Black deep padded air mesh fabric seat with waterfall front

Adjustable lumbar support and arms

Fabric Option



Black

8
HOUR
USAGE

150 KG
WEIGHT
TOLERANCE

5
YEAR
WARRANTY



► Mesh Back Executive Chair

Code:.....**MB442**

Gas lift tested up to 150kg


Suitable for up to 8 hours

Synchro mechanism with seat slide

Adjustable lumbar support

Integral headrest allows support for neck and shoulders

Fabric Option



Black

24
HOUR
USAGE

177 KG
WEIGHT
TOLERANCE

2
YEAR
WARRANTY



► Nemo Heavy Duty 24hr Mesh Operator Chair

Code:.....**NEMO**

Gas lift tested up to 177kg

Suitable for up to 24 hours

Super soft adjustable lumbar

Moulded foam seat and headrest

Extra wide pivoting headrest

Fabric Option



Black

office seating - 24 hour

24
HOUR
USAGE

152^{KG}
WEIGHT
TOLERANCE

5
YEAR
WARRANTY



Call Centre 24hr Operator Chair

Code:.....CH0905(*)

*Please add your colour choice of fabric

Gas lift tested up to 152kg

Suitable for up to 24 hours

Available with 2D height adjustable arms


Physio-approved foam padded chair

Heavy duty asynchro mechanism with torsion control

Fabric Options



Blue



Black

24
HOUR
USAGE

150^{KG}
WEIGHT
TOLERANCE

2
YEAR
WARRANTY



Cornwall Multi-functional 24hr Operator Chair

Code:.....CWL300K2(*)

*Please add your colour choice of fabric

Gas lift tested up to 150kg


Suitable for up to 24 hours

Ergonomic 'tulip' shaped back with incorporated lumbar support

Gas height adjustment with seat slide

Synchro mechanism with seat and back tilt

Fabric Options



Black



Blue

24
HOUR
USAGE

152^{KG}
WEIGHT
TOLERANCE

5
YEAR
WARRANTY



Cheetah Fabric 24hr Ergonomic Chair

Fabric code.....CH1111

Leather code.....CH1110

Gas lift tested up to 152kg


Suitable for up to 24 hours

Extra-thick foam seat pad


Heavy duty mechanism with independent controls

Integral seat slide to support taller users

Fabric Options



Black
Leather



Black

office seating - 24 hour

24
HOUR
USAGE

170 KG
WEIGHT
TOLERANCE

2
YEAR
WARRANTY



Goliath Duo Heavy Duty 24hr Managers Chair

Leather.....**6925(*)**

*Please add your colour choice, BLK=Black, CRM=Cream, GRY=Grey to the product code

Gas lift tested up to 170kg


Suitable for up to 24 hours

Heavy duty bonded leather faced executive chair


Stylish contrasting piping detail

Generous seat measurement


Bonded Leather Colours



Black



Cream



Grey

24
HOUR
USAGE

150 KG
WEIGHT
TOLERANCE

2
YEAR
WARRANTY



Zeus Leather Faced 24hr Task Chair

Medium back code.....**ZEU200K2**

High back code.....**ZEU300K3**

Gas lift tested up to 150kg


Suitable for up to 24 hours

High back multifunctional task chair

Independent seat tilt adjustment

Back rake and back height adjustment

Faux Leather Colour



Black

High Back Featured

24
HOUR
USAGE

220 KG
WEIGHT
TOLERANCE

2
YEAR
WARRANTY



Hercules Extreme 24hr Heavy Duty Chair

Code:.....**6973**

Gas lift tested up to 220kg


Suitable for up to 24 hours

Large reinforced base for added strength and stability

Depth adjustable lumbar support pad

Soft touch fold up armrests

Fabric Option



Black

modular meeting tables



18MM
TOP



Universal Office Tables - 18mm Top

W730 x D730 x H726mm.....**30T(*)**

W1200 x D730 x H726mm...**48T(*)**

W1500 x D730 x H726mm...**60T(*)**


W1800 x D730 x H726mm...**72T(*)**

*Please add wood finish to the product code

Grey metal frame

18mm top

Wood Finishes




Sepia
Oak



Beech



White



Grey

modular meeting tables

25MM
TOP



► Flexi 25 Office Tables - 25mm Top

W800 x D800 x H725mm.....**FLT800(*)**

W1200 x D800 x H725mm...**FLT1200(*)**

W1400 x D800 x H725mm...**FLT1400(*)**

W1600 x D800 x H725mm...**FLT1600(*)**

W1800 x D800 x H725mm...**FLT1800(*)**

*Please add frame colour followed by wood finish to the product code

Scratch resistant top

Feet levellers

Spiral stacking

25mm top

Spiral Stacking




Frame Finishes



Graphite Silver

Wood Finishes



Beech Grey Oak Oak White

modular meeting tables



25MM
TOP



► Semi Circular Radial Leg Meeting Table

W1600 x D800 x H725mm...**DRL1600S(*)**

*Please add frame colour followed by top finish

Scratch resistant tops


25mm top

Frame Finishes



Black Chrome Silver White

Wood Finishes



Barcelona Walnut Beech Grey Oak Kendal Oak Oak Onyx Grey White

modular meeting tables

25MM
TOP



► Rectangular Radial Leg Meeting Tables

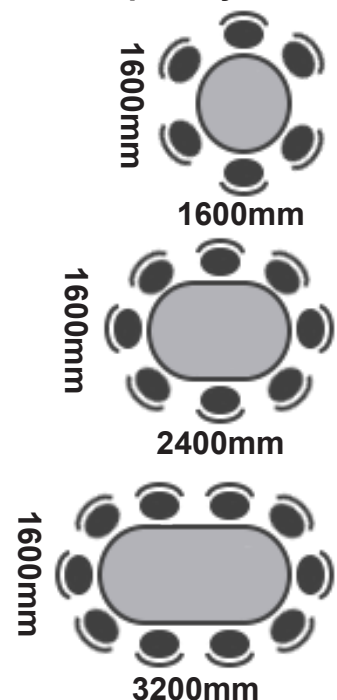
H800 x D800 x H725mm.....**DRL800(*)**
H1200 x D800 x H725mm...**DRL1200(*)**
H1400 x D800 x H725mm...**DRL1400(*)**
H1600 x D800 x H725mm...**DRL1600(*)**
H1800 x D800 x H725mm...**DRL1800(*)**

*Please add frame colour followed by top finish
Scratch resistant top
25mm top

Radial Legs



Example Layouts



modular meeting tables



25MM
TOP



Semi Circular Fliptop Meeting Table

W1600 x D800 x H725mm...**FLPS(*)**

*Please add top finish at the end of the product code

Silver frame only

Scratch resistant tops

25mm top

Frame Finish



Silver


Wood Finishes



Beech



Grey
Oak



Oak



White

modular meeting tables

25MM
TOP



► Rectangular Fliptop Meeting Tables

W1200 x D800 x H725mm...**FLP1200(*)**

W1400 x D800 x H725mm...**FLP1400(*)**

W1600 x D800 x H725mm...**FLP1600(*)**

*Please add top finish to the end of the product code

Silver frame only

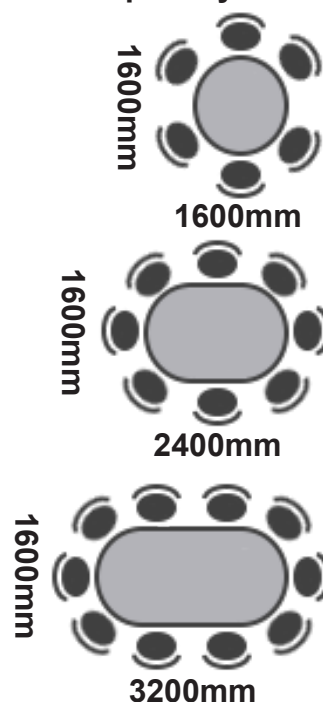
Scratch resistant tops

25mm Top



Nesting Fliptop Tables

Example Layouts



modular meeting tables



25MM
TOP



► Semi Circular Folding Leg Meeting Table

W1600 x D800 x H725mm...**SFL1600S(*)**

*Please add frame colour followed by wood finish to the product code
Scratch resistant tops
25mm top

Frame Finishes



Black Chrome Silver White

Wood Finishes



Beech Grey Oak Oak White

modular meeting tables

25MM
TOP



▶ Rectangular Folding Leg Meeting Tables

W1200 x D800 x H725mm...**SFL1200(*)**

W1400 x D800 x H725mm...**SFL1400(*)**

W1600 x D800 x H725mm...**SFL1600(*)**

W1800 x D800 x H725mm...**SFL1800(*)**

* Please add frame colour followed by wood finish to the product code

Scratch resistant tops

25mm top

Folding Frame



Easy Handling and Storage



meeting & boardroom tables



25MM
TOP



Circular Tables

1000mm Diameter x H730mm...**OFFPCMT10D(*)**

1200mm Diameter x H730mm...**OFFPCMT12D(*)**

*Please add wood finish to the product code

Silver tubular metal legs

Black rubber feet

25mm Top

25MM
TOP



Rectangular Tables

W1200 x D800 x H730mm...**OFFPMT1280(*)**

W1400 x D800 x H730mm...**OFFPMT1480(*)**

W1600 x D800 x H730mm...**OFFPMT1680(*)**

W1800 x D800 x H730mm...**OFFPMT1880(*)**

*Please add wood finish to the product code

Silver tubular metal legs

Black rubber feet

25mm Top

Frame Finish



Silver

Wood Finishes



Beech



Nova
Oak




Grey
Oak



Maple



White



Dark
Walnut

meeting & boardroom tables

25MM
TOP



▶ Round Meeting Table

1100mm Diameter x H730mm...**TES1100D(*)**

*Please add wood finish to the product code
Cruciform base
25mm Top

25MM
TOP



▶ D-End Meeting Tables

W1800 x D1000 x H730mm...**TK1810DE(*)**

W2400 x D1200 x H730mm...**TK2412DE(*)**

*Please add wood finish to the product code
Panel end legs with modesty panel
25mm top

25MM
TOP




▶ Boardroom Tables

W1800 x D1200 x H730mm...**OFPBD1800(*)**

W2400 x D1200 x H730mm...**OFPBD2400(*)**

*Please add wood finish to the product code
Silver tubular metal legs
Black rubber feet
25mm top

Wood Finishes



Beech

Nova
Oak

Grey
Oak

Maple

White

Dark
Walnut

meeting seating



Contract Side Chair

Code:.....**USIDE(*)**

*Please add your colour choice of fabric
Generous foam cushioning
Stackable for easy storage (up to 4 high)

Fabric Options



Blue Charcoal

meeting seating



Chrome Frame Side Chair


Chrome frame code:.....**CH0503(*)**

*Please add your colour choice of fabric

Generous foam cushioning

Stackable for easy storage (up to 4 high)

Fabric Options



Royal
Blue

Charcoal

Black

Green

Red

Claret



Featured with Arms

Stacking Side Chair

No Arms.....**TAU40002(*)**

Fixed Arms.....**TAU40003(*)**

Arm & Writing Tablet.....**TAU40004(*)**

*Please contact our sales team for fabric colour options

Plastic feet for extra floor protection

Stackable for easy storage (up to 6 high without writing tablet)

Also available with a chrome frame



Featured with Writing Tablet



Unlimited
Fabrics



Chrome Cantilever Meeting Chair

Code:.....**CH0501**

Cushioned seat and back for added comfort

Chrome cantilever frame

Stackable for easy storage (up to 5 high)

Fabric Option



Charcoal

meeting seating



Cantilever Featured

Venus Meeting Room Chair with Mesh Back

Four Legs.....**V4MB(*)**

Cantilever.....**VCMB(*)**


*Please add your colour choice of mesh

*Please contact our sales team for fabric colour options

Stack up to 4 high

7 mesh back colours and unlimited seat fabric options

Mesh Back Finishes



Green

Black

Red



Unlimited
Fabrics




Orange



Blue



White



Grey



Four Leg Featured

Venus Meeting Room Chair with Half Back

Four Legs.....**V4HB(*)**

Cantilever.....**VCMB(*)**

*Please contact our sales team for fabric colour options

Stack up to 4 high

Also available with full back



Unlimited
Fabrics



Cantilever Featured

Venus Meeting Room Chair with Full Back

Four Legs.....**V4FB(*)**

Cantilever.....**VCFB(*)**

*Please contact our sales team for fabric colour options

Stack up to 4 high

Also available with half back



Unlimited
Fabrics



Renoir Side Chair

No Arms.....**CH0705(*)**

With Arms.....**CH0706(*)**

*Please add your colour choice of fabric
Generously upholstered seat and back
Polished wood frame
Stackable up to 4 high

Fabric Options



Charcoal Blue



Contemporary 4 Legged Reception Chair

Code:..... **6929(*)**

*Please add your colour choice of fabric
Contemporary upholstered reception chair
Modern oak legs
Soft brushed fabric

Fabric Options



Black
PU

Yellow

Jade

Plum

Graphite



Tamar Wooden Frame Conference Chair

No Arms:.....**TAM50001(*)**

With Arms:.....**TAM50004(*)**

*Please contact our sales team for fabric colour options
Fully upholstered seat and full back
Stackable for space-efficient storage



Unlimited
Fabrics

Featured with Arms



▶ Titan Cantilever Mesh Back Chair

Code:.....**TITAN-CL**
Chrome finished cantilever frame
Sculptured high mesh back
Generous padded seat
Static armrests
Front support feet for anti-tilt

Fabric Option



Black



▶ Solaris Mesh Visitors Chair

Code:.....**SOL100C1**
Stylish injection moulded back with breathable mesh
Sculptured lumbar adjustment for optimal comfort and support
Front support feet for anti-tilt

Fabric Option



Black



▶ Toto Mesh Back Chrome Cantilever Visitors Armchair

Code:.....**TOT100C1-K**
Gently curved backrest
Comfortable soft moulded foam
Breathable mesh designed to offer better ventilation
Front support feet for anti-tilt

Fabric Option



Black

meeting seating



► Brunswick Medium Back Chair

No Arms.....CH0785(*)

With Arms.....CH0784(*)

*Please add BLK for black frame, CHR for chrome frame to the product code

*Please contact our sales team for seat fabric colour options

Soft curved mesh back

Stackable up to 4 high



Unlimited
Fabrics



► Visa Medium Back Meeting Chair

Code:.....VISA


Cushioned airflow mesh seat

Chrome finished cantilever frame

Black nylon back

Front support feet for anti-tilt

Fabric Colour



Black
Mesh



► Bruges Meeting Chair

Code:.....BRUGE


Black leather faced seat and back

Chrome finished cantilever frame

Front support feet for anti-tilt

Sold in multiples of 2

Faux Leather Colour



Black




▶ Cante Cantilever Frame Medium Back Boardroom Chair

Code:..... **CANTE**

Black faux leather
Sculpted back support
Black PU armrests
Chrome finished cantilever frame

Faux Leather Colour



Black




▶ Essen Conference Chair


Code:..... **ESS(*)**

*Please add your colour choice of faux leather
Matching padded leather arm supports
Chrome finished cantilever frame
Front support feet for anti-tilt
Stackable up to 4 high

Faux Leather Colours



Grey



Black




▶ Bari Executive Visitors Chair

Code..... **BARI200T1**

Contemporary design with top quality black faux leather
Front support feet for anti-tilt
Stylish chrome arms and cantilever frame

Faux Leather Colour



Black

meeting seating



▶ Eames Retro Style Meeting Chair


Code:..... **DECO(*)**

*Please add your colour choice of faux leather to the product code

Matching removable arm covers

Chrome finished arms and cantilever frame

Faux Leather Colours



Black

Red

White



▶ Cavalier Leather Faced Executive Visitors Chair


Code:..... **CAV100C1**

Contoured lower back for added comfort and support

Fixed black polyurethane armrests

Panel stitch design on seat and back

Faux Leather Colour



Black



▶ Noble Executive Visitors Chair


Code:..... **NBO100C1**

Black faux leather visitors chair with black cantilever frame

Upholstered in soft faux leather and white stitching detail

Front support feet for anti-tilt

Faux Leather Colour



Black

steel storage



► For replacement cabinet and cupboard keys please ask our sales team



► Economy Steel Filing Cabinets

4 Drawer (H1321 x W460 x D620mm).....**UFC4**

3 Drawer (H1024 x W460 x D620mm).....**UFC3**

2 Drawer (H730 x W460 x D620mm).....**UFC2**

Anti-tilt locking device fitted


100% drawer opening

Lockable and supplied with two keys

45 kilo drawer capacity

Other colours available upon request

Steel Finish



Grey



► Economy Steel Cupboards

4 Shelves (H1956 x W914 x D400mm).....**E782A04**

3 Shelves (H1829 x W914 x D381mm).....**E722A01A**

1 Shelf (H1016 x W914 x D381mm).....**E402A03A**


All units are fitted with a two point locking system

Fitted with a twist handle lock

Lockable and supplied with two keys

Other colours available upon request

Steel Finish



Grey

steel storage



► Side Opening Tambour Units

H1981 x W1000 x D486mm.....	AM78SOT
H1524 x W1000 x D486mm.....	AM60SOT**
H1200 x W1000 x D486mm.....	AM47SOT*
H1016 x W1000 x D486mm.....	AM40SOT
Standard Plain Shelf.....	AMS36

* White only, ** Grey only


Fitted with two point locking system

Lockable and supplied with two keys

Supplied empty - complete range of internal fitments available

Supplied Empty

Steel Finishes



► Steel Mobile Pedestals

Standard (H600 x W390 x D500mm).....**BV40(*)**

Slim (H600 x W300 x D500mm).....**BV30(*)**

*Please add steel finish to the product code

Flat fronted steel drawers with finger pull

Filing drawer accepts A4 or Foolscap suspension files


Lockable and supplied with two keys

Anti-tilt locking device is fitted



Slim Option

Steel Finishes



Black

Silver

White

► Metal Mobile Pedestals

Standard (H650 x W390 x D500mm).....**3DRW-MP(*)**

Slim (H650 x W300 x D500mm).....**3DRW-SLIM-MP(*)**

*Please add steel finish to the product code

Flat fronted steel drawers with finger pull

Filing drawer accepts A4 or Foolscap suspension files


Lockable and supplied with two keys

Anti-tilt locking device is fitted



Slim Option

Steel Finishes



Black

Silver

White

steel storage



▶ Janitor Cupboard

H1829 x W914 x D457mm.....**AY718J**


Full length door stiffeners for added security

Fitted with two point locking system

Lockable and supplied with two keys

Supplied complete with internal fittings

Steel Finish



Grey



Hazardous Cupboards

3 Shelves (H1829 x W914 x D457mm.....**AH72DDH3**

2 Shelves (H1016 x W914 x D457mm.....**AH40DDH2**

2 Shelves (H889 x W457 x D457mm.....**AH35DH2**

Fitted with two point locking system

Lockable and supplied with two keys


Complete with heavy duty shelves

Each cupboard comes complete with sump tray

Doors **Carcass**



Orange



Grey

steel storage



Office Lockers

8 Door (H1572 x W800 x D486mm).....BOM880W15

6 Door (H1200 x W800 x D486mm).....BOM680W15

Mail slot and name holder on each door

Each compartment fitted with an adjustable shelf

Fitted with soft closing hinges

Each compartment locking with combination lock

Steel Finish



White



Individual Shelving/Bench Units



Clicka 265 Shelving Units

H1770 x W900 x D300mm.....[CLICKA265/900/300](#)

H1770 x W900 x D450mm.....[CLICKA265/900/450](#)

H1770 x W900 x D600mm.....[CLICKA265/900/600](#)

H1770 x W1200 x D300mm.....[CLICKA265/1200/300](#)

H1770 x W1200 x D450mm.....[CLICKA265/1200/450](#)

H1770 x W1200 x D600mm.....[CLICKA265/1200/600](#)

Split Uprights: Steel Blue - Beams: Steel Grey

Complete with 5no MDF Shelves

Uprights come split into two – allowing the system to be used as two shorter shelving units/benches if required.

265kg shelf capacity

Uprights Beams



Steel
Blue



Steel
Grey

reception counters

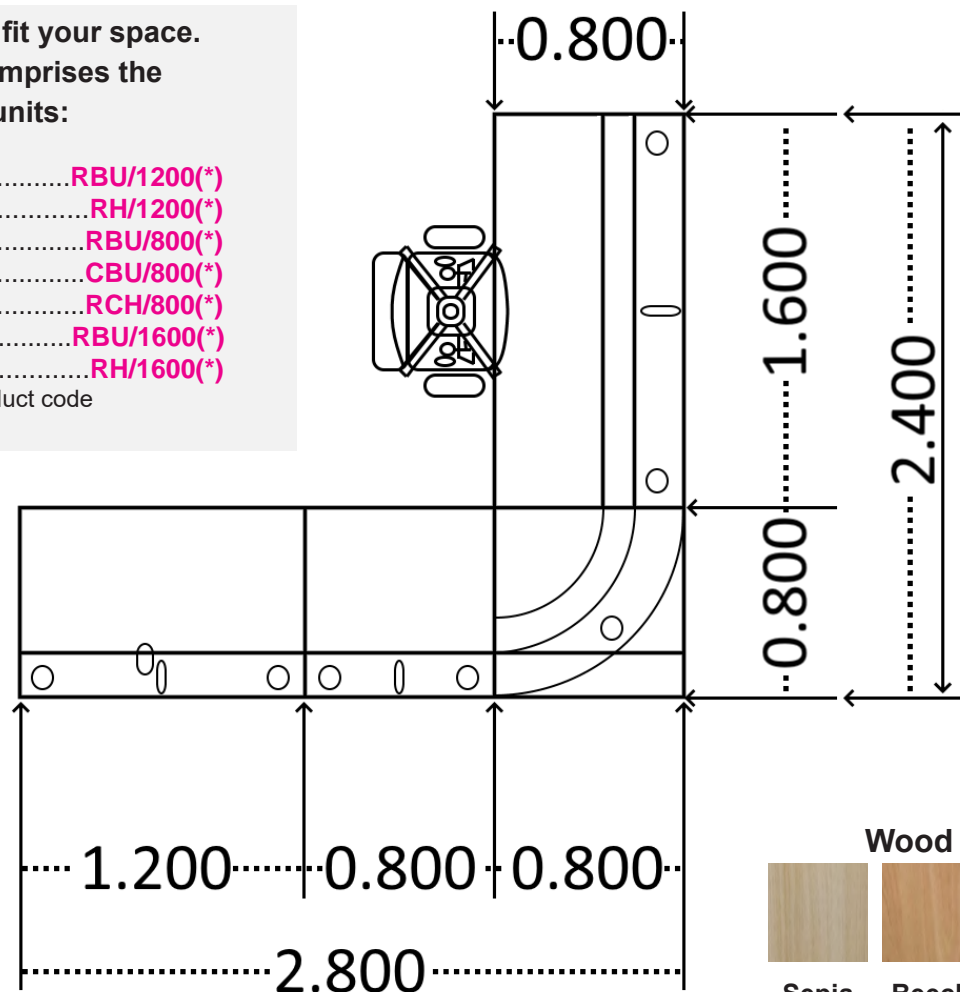


We offer a full compliment of reception counters, consisting of modular base and top units, supplied in various shapes, sizes and wood finishes to suit any individual space and budget.


Design your own to fit your space.
Our roomshot comprises the following units:

- (1B) W1200 x D800 x H726mm.....**RBU/1200(*)**
- (2B) W1200 x D300 x H405mm.....**RH/1200(*)**
- (1A) W800 x D800 x H726mm.....**RBU/800(*)**
- (3A) W800 x D800 x H726mm.....**CBU/800(*)**
- (4A) W800 x D300 x H405mm.....**RCH/800(*)**
- (1C) W1600 x D800 x H726mm.....**RBU/1600(*)**
- (2C) W1600 x D300 x H405mm.....**RH/1600(*)**

*Please add wood finish to the product code
18mm top



Wood Finishes



reception counters

18MM
TOP



1 - Reception Base Units

- (A) W800 x D800 x H726mm.....**RBU/800(*)**
- (B) W1200 x D800 x H726mm.....**RBU/1200(*)**
- (C) W1600 x D800 x H726mm.....**RBU/1600(*)**

*Please add wood finish to the product code
18mm top



2 - Reception Hood Units

- (A) W800 x D300 x H405mm.....**RH/800(*)**
- (B) W1200 x D300 x H405mm.....**RH/1200(*)**
- (C) W1600 x D300 x H405mm.....**RH/1600(*)**

*Please add wood finish to the product code
Single adjustable internal shelf
18mm top

18MM
TOP



3 - Curved Corner Base Unit

- (A) W800 x D800 x H726mm.....**CBU/800(*)**

*Please add wood finish to the product code
Also available with silver MDF front panel
18mm top




4 - Curved Corner Hood Unit

- (A) W800 x D300 x H405mm.....**RCH/800(*)**

*Please add wood finish to the product code
Single adjustable internal shelf
Also available with silver MDF front panel
18mm top

Wood Finishes



Sepia
Oak

Beech

White

reception counters

25MM
TOP



L-Shaped Reception Unit

W2400 x D1600 x H730 - 1160mm.....**NCT1160(*)**

*Please add wood finish to the product code
Universal legs enables the counter to be left or right handed

Two silver cable access ports

Front facing silver kickplate

Corner glass shelf included

Brushed metal shelf poles

25mm top

Wood Finishes



American
Black Walnut



White



Anthracite



Light
Oak

25MM
TOP



Welcome Reception Unit

Reception Unit - W1462 x D890 x H1130mm.....**WRD14(*)**

Reception Unit - W1662 x D890 x H1130mm.....**WRD16(*)**

D-End Extension - W1000 x D890 x H725mm.....**WDET(*)**

*Please add wood finish to the product code

Add remote control lighting to light up the reception area

Ample room at the front of the desk to add your company logo or graphics

Available in all white or white with beech tops

25mm top

Wood Finishes





Beech



White

reception counters

25MM
TOP



Four Section Example (FHR LHR LHR FHR)




Three Section Example (LHR FHR LHR)



Two Section Example (LHR FHR)

Wood Finishes



American Black Walnut Anthracite White

Curved Modular Counter

Low Curved Unit with glass shelf - W1339xD872xH730-953mm...**LHR(*)**
High Curved Unit - W1339xD872xH730-1160mm.....**FHR(*)**

*Please add wood finish to the product code

Two silver cable access ports (FHR)

Brushed metal shelf posts (LHR)

Glass shelf included (LHR)

Front facing silver kickplate

Levelling feet to both units

25mm top

25MM
TOP



Free Standing Reception Counter

Reception Counter - W2200 x D800 x H730 - 1130mm.....**HGC22890**

Return Unit - W1000 X D600 X H730mm.....**URU1060**

Supplied in Gloss White only

Two silver cable access ports

Glass shelf included

Return allows unit to be left or right handed

25mm top



Wood Finish



Gloss
White

reception & breakout seating



Reception Coffee Tables

Square - W595 x D595 x H460mm.....**2424LT**
Rectangular - W1000 x D595 x H460mm..**3924LT**



18MM
TOP



Rubic Reception Arm


Code:.....**BRC1(*)**

*Please add fabric colour to product code
Deep foam seat and back with black
metal legs
A comfortable and durable waiting room
or reception chair.

Fabric Finishes



Blue



Black



Wood Finishes



Sepia
Oak



Beech



White

reception & breakout seating



► Tripod Reception Coffee Table

W500 x H410mm.....CH2670

W500 x H455mm.....CH2671

W750 x H520mm.....CH2672

Circular white top with three wooden legs

Easy clean, heat-resistant top

Available in three heights



► Four Legged Reception Chair

Chair..... 6929(*)

*Please add fabric colour to product code

Contemporary oak legs

Four soft brushed fabric options

Black only available in PU

Sold in multiples of 2

Fabric Finishes



Yellow



Jade



Plum



Graphite



Black
PU

Wood Finish



White

reception & breakout seating



Pearl Reception Armchair

Code:.....**OF0705(*)**

*Please add fabric colour to the product code
Deep seat for contemporary but comfortable seating
Black industrial steel frame
400mm seat height

Fabric Finishes



Grey Mustard Navy

Jade Reception Armchair

Code:.....**OF0704(*)**

*Please add fabric colour to the product code
Deep seat for contemporary but comfortable seating
Black industrial steel frame
430mm seat height

reception & breakout seating




Reception Tub Armchair

Armchair.....**TUB1(*)**

*Please add fabric colour to the product code
Classic tub design
Black faux leather or grey fabric available

Fabric Finishes



**Black
Faux
Leather**

**Fabric
Grey**

Reception Tub Sofa

Sofa.....**TUB2(*)**

*Please add fabric colour to the product code
Classic tub design
Black faux leather or grey fabric available

reception & breakout seating



Numerous configurations to suit your space

Amethyst Reception Sofa Three Seater

W1850 x D710 x H740mm.....**BRS3(*)**

Seat - W1630 x D540 x H400mm

* Also available with chrome glides. Please add CRM to the product code when ordering
Available in two tone fabrics



Unlimited
Fabrics

reception & breakout seating



Unlimited
Fabrics

Amethyst Reception Sofa Two Seater

W1250 x D710 x H740mm.....**BRS2(*)**

Seat - W1080 x D540 x H400mm

* Also available with chrome glides. Please add CRM to the product code when ordering

Available in two tone fabrics



Amethyst Reception Armchair

W650 x D710 x H740mm.....**BRSA(*)**

Seat - W525 x D540 x H400mm

* Also available with chrome glides. Please add CRM to the product code when ordering

Available in two tone fabrics



Unlimited
Fabrics

reception & breakout seating



Amethyst Reception Chair with Single Arm

Right Arm - W625 x D710 x H740mm.....**BRCSR(*)**

Left Arm - W625 x D710 x H740mm.....**BRCSL(*)**

Seat - W540 x D540 x H400mm

* Also available with chrome glides. Please add CRM to the product code when ordering

Available in two tone fabrics



Unlimited
Fabrics



Amethyst Reception Chair (no arms)

W575 x D710 x H740mm.....**BRCS(*)**

Seat - W575 x D540 x H400mm

* Also available with chrome glides. Please add CRM to the product code when ordering

Available in two tone fabrics



Amethyst Reception Corner Unit

W680 x D680 x H740mm.....**BRSC(*)**

Seat - W500 x D500 x H400mm

* Also available with chrome glides. Please add CRM to the product code when ordering

Available in two tone fabrics

reception & breakout seating



Amethyst Concave Segment

No Arms - W565-215 x D720 x H740mm.....**BRCSM(*)**
Left Arm - W610-350 x D720 x H740mm.....**BRCSML(*)**
Right Arm - W610-350 x D720 x H740mm.....**BRCSMR(*)**

Seat - W480-215 x D530 x H400mm

* Also available with chrome glides. Please add CRM to the product code when ordering

Available in two tone fabrics




Amethyst Convex Segment

No Arms - W255-625 x D720 x H740mm.....**BRCSF(*)**
Left Arm - W350 x D610 x H740mm.....**BRCSFL(*)**
Right Arm - W350 x D610 x H740mm.....**BRCSFR(*)**

Seat - W360-625 x D530 x H400mm

* Also available with chrome glides. Please add CRM to the product code when ordering

Available in two tone fabrics




Amethyst Reception Coffee Table

Glass Top - W620 x D620 x H330mm.....**BCTS(*)**


Oak Wooden Top - W620 x D620 x H330mm.....**BCTSW(*)**

* Also available with chrome glides. Please add CRM to the product code when ordering



Unlimited
Fabrics

reception & breakout seating



Skandi Reception Sofa Three Seater

W1770 x D640 x H800mm.....**6982**

Stylish 'pared back' design
Classic button back
Scandinavian style wooden legs

Fabric Colour



Grey

reception & breakout seating



Fabric Colour



Grey

► Skandi Reception Sofa Two Seater

W1350 x D640 x H800mm.....6981

Stylish 'pared back' design

Classic button back

Scandinavian style wooden legs



Fabric Colour



Grey

► Skandi Reception Armchair

W830 x D640 x H800mm.....6980

Stylish 'pared back' design

Classic button back

Scandinavian style wooden legs

reception & breakout seating



Unlimited
Fabrics


Tornado Reception Sofa Three Seater

W1830 x D780 x H730mm.....**TDB3**

* Please add WF=Wooden feet, MF=Metal feet,
WP=Wooden plinth

Stylish button detail to backrest

Made to order in any fabric colour of your choice



Wooden Foot

Metal Foot

Wooden Plinth

reception & breakout seating



Unlimited
Fabrics

► Tornado Reception Sofa Two Seater

W1350 x D780 x H730mm.....**TDB2**

* Please add WF=Wooden feet, MF=Metal feet,
WP=Wooden plinth
Stylish button detail to backrest
Made to order in any fabric colour of your choice



Unlimited
Fabrics

► Tornado Reception Armchair

W830 x D780 x H730mm.....**TDB1**

* Please add WF=Wooden feet, MF=Metal feet,
WP=Wooden plinth
Stylish button detail to backrest
Made to order in any fabric colour of your choice

reception & breakout seating



Lyric Reception Sofa Three Seater

W2010 x D820 x H790mm.....**LYR50003(*)**

* Please add WF=Solid oak tapered legs ML=Polished chrome legs
Durable hardwood frame with fully sprung seats for maximum comfort
Made to order in any fabric colour of your choice



**Unlimited
Fabrics**

reception & breakout seating



Unlimited
Fabrics

► Lyric Reception Sofa Two Seater

W1450 x D820 x H790mm.....LYR50002(*)

* Please add WF=Solid oak tapered legs ML=Polished chrome legs
Durable hardwood frame with fully sprung seats for maximum comfort
Made to order in any fabric colour of your choice



Unlimited
Fabrics

► Lyric Reception Armchair

W900 x D820 x H790mm.....LYR50001(*)

* Please add WF=Solid oak tapered legs ML=Polished chrome legs
Durable hardwood frame with fully sprung seats for maximum comfort
Made to order in any fabric colour of your choice

reception & breakout seating




Modular Reception Armchair

Armchair - W930 x D750 x H720mm.....ACS
Premium durable black faux leather
Soft foam seat & back
Chrome corner feet



Fabric Finish



Black
Leather

reception & breakout seating



Modular Mid Section Reception Chair

Chair - W555 x D750 x H720mm.....**MSS**
Premium durable black faux leather
Soft foam seat & back
Mid section allows for numerous configurations




Modular Corner Reception Chair

Corner unit - W750 x D750 x H720mm.....**CSS**
Premium durable black faux leather
Soft foam seat & back
Universal corner section (left or right)



Fabric Finish



**Black
Leather**

reception & breakout seating




Benotto Reception Sofa Three Seater

W1650 x D680 x H740mm.....**BEN50003**

Curved padded wrap around sides and back rest
Deep cushioned seat with side elevation
Black faux leather soft seating



Fabric Finish



Black
Leather

reception & breakout seating



► Benotto Reception Sofa Two Seater

W1150 x D680 x H740mm.....**BEN50002**

Curved padded wrap around sides and back rest
Deep cushioned seat with side elevation
Black faux leather soft seating




► Benotto Reception Armchair

W770 x D680 x H740mm.....**BEN50001**

Curved padded wrap around sides and back rest
Deep cushioned seat with side elevation
Black faux leather soft seating



Fabric Finish



**Black
Leather**

reception & breakout seating




Korby Reception Sofa Three Seater

W1960 x D740 x H750mm.....**SJ0093**

Timeless classic design
Black faux leather throughout
Chrome tubular frame
Solid underframe with support legs
Scratch resistant feet



Fabric Finish



**Black
Leather**

reception & breakout seating



► Korby Reception Sofa Two Seater

W1420 x D740 x H750mm.....**SJ0092**

Timeless classic design
Black faux leather throughout
Chrome tubular frame
Solid underframe with support legs
Scratch resistant feet




► Korby Reception Armchair

W850 x D740 x H750mm.....**SJ0091**

Timeless classic design
Black faux leather throughout
Chrome tubular frame
Solid underframe with support legs
Scratch resistant feet



Fabric Finish



**Black
Leather**

indoor/outdoor dining



► Arc Four Leg Chair

Size 6 - W490 x D535 x H855mm.....**TA1-6(*)**

*Please add your colour choice to the product code

Classroom safe

Ideal for educational, cafes and other communal areas

Shaped backrest for comfortable seating

Other sizes and base options available upon request

Colour Options



► Taurus Plastic Chair

Code:.....**TAU40002P(*)**


*Please add your colour choice to the product code

Versatile chair available with linking brackets, arms or writing tablet

Robust black powder coated steel oval tube frame

Stackable up to 8 high

Colour Options



indoor/outdoor dining



► Vibe Polypropylene Chair

Code:.....VIBE(*)

*Please add your colour choice to the product code

Suitable for Indoor and outdoor use

9 colour options to choose from

Stackable up to 8 high

Colour Options



Mustard Plum White Avocado Orange



Terracotta Red Black Dark Grey Cornflower Blue Relax Blue



► Harmony Multi-Purpose Chair

Chrome Legs..... HRM504C(*)

Black Legs..... HRM504K(*)

*Please add your colour choice to the product code

Easy to clean

Available with upholstered seat pad option

Stackable up to 16 high when not upholstered

See page 107 for matching stool



Colour Options



Black Blue Grey Orange

Seat Pad Option



► Rochester Cafe Chair

Code:.....DT01(*)

*Please add your colour choice to the product code

Seat and back seat shell made from reinforced polypropylene

Durable ribbed back for extra strength

Also available as a barstool

See page 109 for matching stool

Colour Options



Black White Pistachio Red Orange Blue

indoor/outdoor dining



Zest Side Chair

Code:.....**ZEST(*)**

*Please add your colour choice to the product code

Available in 16 colours

Suitable for indoor or outdoor use

Stackable up to 8 high

Colour Options



Linton Chrome Frame Chair

Chrome Skid Frame.....**LINTON/E(*)**

Chrome Four Legs.....**LINTON/F(*)**

*Please add colour choice to the product code

Shaped back rest for comfort

Choice of legs

Stackable up to 4 high

Colour Options



Four Legs Option



Pali Perforated Back Chair

Chrome Skid Frame.....**PAS01(*)**

Chrome Four Legs.....**PA01(*)**

*Please add colour choice to the product code

Perforated back rest

Available in four pastel colours

Stackable up to 4 high

Colour Options



Four Legs Option

indoor/outdoor dining



See page 111 for matching stool

Aquila Beech Leg Chair

Code.....AQ2(*)

*Please add your colour choice to the product code

Wooden "Eiffel" four legged cafe chair

Available in 9 colours

Also available as a barstool

Colour Options



Aquila Beech Leg Armchair

Code.....AQ1(*)


*Please add colour choice to the product code

Wooden "Eiffel" four legged cafe chair

Available in 2 colours

Also available as a barstool

Colour Options



Without Arms

Vivo Plastic Chair

Side Chair.....VIVSIDE(*)

Armchair.....VIVARM(*)

*Please add colour choice to the product code

Incredibly strong, robust and lightweight

Easy clean, wipeable surface

Suitable for indoor or outdoor use

Stackable up to 8 high

Colour Options



indoor dining



► Picasso Contract Chair

Code:.....**CH0672(*)**

*Please add wood finish to the product code

Welded chrome frame

Stackable up to 4 high

Plastic capped feet

Suitable for cafes and canteens

18MM
TOP



► Ellipse 4-Leg Table

Code:.....**CH0675(*)**

*Please add wood finish to the product code

800mm diameter 18mm top

Plastic capped feet for stability

Durable and easy-clean top

Chrome legs

Wood Finishes



Beech

Walnut

White



Stork Stool

Code:.....**CH0670(*)**

*Please add wood finish to the product code
Sculpted seat and back with polished wood veneer finish

Height adjustable seat
Fixed chrome foot rest
Chrome trumpet base

Wood Finishes



Beech Walnut White

18MM
TOP



Astral High Table

Code:.....**CH0677(*)**

*Please add wood finish to the product code
600mm diameter 18mm top
Heavy flared base for stability
Durable and easy-clean top
Chrome poseur trumpet base

Wood Finishes



Beech Walnut White

Ellipse Trumpet Table

Code:.....**CH0676(*)**

*Please add wood finish to the code
800mm diameter 18mm top
Heavy flared base for stability
Durable and easy-clean top
Chrome dining trumpet base



Hetton High Stool with Chrome Skid Frame

Code.....**HETTON/HS(*)**

*Please add colour choice to the product code

Low shaped back high stool

Chrome skid frame only

Available in 5 colours

Stackable up to 4 high



Hetton Chair with Chrome Frame

Chrome 4 Leg Frame.....**HETTON/A(*)**

Chrome Skid Frame.....**HETTON/B(*)**

*Please add colour choice to the product code

Chrome skid frame or 4 legged base available

Available in 5 colours

Stackable up to 4 high

Colour Options



Grey

Green

Mustard

White

Turquoise



▶ Rochester Stool with Chrome 4 Leg Frame

Code:.....DT02(*)

*Please add colour choice to the product code

Seat and back seat shell made from reinforced polypropylene

Durable ribbed back for extra strength

Available in 5 colours



▶ Rochester Chair with Chrome 4 Leg Frame

Code:.....DT01(*)

*Please add colour choice to the product code

Seat and back seat shell made from reinforced polypropylene

Durable ribbed back for extra strength

Available in 5 colours

Colour Options



Black

White

Pistachio

Blue

Orange

indoor/outdoor dining



► Maya Stacking Bar Stool

H980 x W440 x D500 x SH650mm.....**MAYA65(*)**

H1080 x W450 x D510 x SH750mm.....**MAYA75(*)**

*Please add colour choice to the product code

(MAYA65 not available in white)

Perfect for both indoor and outdoor use

Sleek and modern bar stool


Reinforced materials

Stackable up to 6 high


Colour Options



White



Black



Taupe



Olive
Green



► Maya Stacking Side Chair

Code:.....**MAYA(*)**

*Please add colour choice to the product code

Perfect for both indoor and outdoor use.


Sleek and modern bar stool

Reinforced materials


Colour Options



White



Black




Orange




Light
Blue



Tropical
Green



Silver
Grey



Dark
Grey



► Aquilo Beech Leg Stool

Code.....AQ25(*)

*Please add colour choice to the product code

Wooden "Eiffel" four legged cafe stool

Available in 9 colours

Also available as a chair



► Aquilo Beech Leg Chair

Code.....AQ2(*)

*Please add colour choice to the product code

Wooden "Eiffel" four legged cafe chair.


Available in 9 colours

Also available as a barstool

Colour Options



Black Grey Red Navy



Green Mustard White Turquoise Plum



Seat Pad Option

Verse Multi-Purpose Stool

Code:.....**PSC/STOOL(*)**

*Please add colour choice to the product code

Unique 'crosshatch' back detail

Linking feet as standard

Chrome skid frame

Stackable up to 5 high

Colour Options



Grey

White

Black



Verse Multi-Purpose Chair

Code:.....**PSC(*)**

*Please add colour choice to the product code

Unique 'crosshatch' back detail

Linking feet as standard

Chrome skid frame

Stackable up to 5 high

Optional black seat pad for grey and white chair only

Colour Options



Blue

Yellow

Grey

White

Black

► Harmony Multi-Purpose Stool

Code.....**HRM509C(*)**

*Please add colour choice to the product code

Easy to clean

Chrome skid frame only

Available with upholstered seat pad option

Available in 4 colours



► Harmony Multi-Purpose Chair

Chrome Legs..... **HRM504C(*)**

Black Legs..... **HRM504K(*)**


*Please add colour choice to the product code

Easy to clean

Available with upholstered seat pad option

Stackable up to 16 high when not upholstered

Colour Options



picnic benches



Hereford A-Frame Picnic Table

6 Seater.....[PIC/ZA3118CT/6](#)

8 Seater.....[PIC/ZA3119CT/8](#)

Constructed from solid spruce wood

Weather resistance

A perfect outdoor eating and drinking solution

picnic benches



King Round Picnic Bench

Code:..... **PIC/ZA404CT**

Suitable for 8 people

Constructed from solid spruce wood

Weather resistance

A perfect outdoor eating and drinking solution



Winer Diner Triangle Picnic Bench

Code:..... **PIC/ZA72133CT**

Suitable for 6 people

Constructed from sturdy pine with a 60mm thick top

Weather resistance

A perfect outdoor eating and drinking solution



Newport Walk-In Picnic Bench

6 Seater..... **PIC/ZA371CT**

8 Seater..... **PIC/ZA372CT**


Available in 6 or 8 seater

Constructed from solid spruce wood

Weather resistance

A perfect outdoor eating and drinking solution

canteen



Single entry featured



Double Entry

► Fastfood Canteen Units - 4 Seats

Single entry (H790 x W1050 x D1500mm).....[FFSS4/SE](#)

Double entry (H790 x W1050 x D1500mm).....[FFSS4/DE](#)

Table Height 725mm

Robust construction

Grey table top

Black or blue poly seats



Fastfood Canteen Unit - 2 Seats

Single entry (H790 x W550x D1500mm).....[FFSS2/SE](#)

Table Height 725mm

Single entry ONLY

Robust construction

Grey table top

Black or blue poly seats



Double entry featured



Single Entry

Fastfood Canteen Units - 6 Seats

Single entry (H790 x W1550 x D1500mm).....[FFSS6/SE](#)

Double entry (H790 x W1550 x D1500mm).....[FFSS5/DE](#)

Table Height 725mm

Robust construction

Grey table top

Black or blue poly seats

Seat Colours



Black



Blue

Frame





Grey

Top



Light
Grey

canteen





Folds flat for easy storage

▶ Blow Moulded Hard Plastic Folding Canteen Table

W1820 x D743 x H740mm.....PT03

Hard plastic surface
Folding metal legs
Small storage footprint

Frame	Top
	
Black	Granite


18MM
TOP



Canteen Mess Table

W1500 x D730 x H726mm...[60T/GRY](#)
Grey metal frame
18mm top

Wood Finish



Grey



Polyprop Stacking Chair


Code:.....[P1](#)
Robust construction
Stocked in Black poly seats
Other colours available upon request

Colour Option



Black

cloakroom



Double Sided Cloakroom Units with Coat Hooks

W1200 x H1740 x D770mm (20 Hooks).....**DSC/1200**

W1500 x H1740 x D770mm (26 Hooks)..... **DSC/1500**

Black slats

Silver frame

Twin prong hooks

Slats Frame



Black



Silver





► **Cloakroom Benches**
W1200 x H460 x D400mm.....**SB/1200**
W1500 x H460 x D400mm.....**SB/1500**
Black slats
Silver frame



► **Single Sided Cloakroom Units with Coat Hooks**

W1200 x H1740 x D410mm (10 Hooks).....**SSC/1200**
W1500 x H1740 x D410mm (13 Hooks).....**SSC/1500**
Black slats
Silver frame
Twin prong hooks

Slats	Frame
	
Black	Silver

solid lockers



Steel Lockers

Single Door - (H1778 x W305 x D305mm).....**ULK1**

Double Door - (H1778 x W305 x D305mm).....**ULK2**

Four Door - (H1778 x W305 x D305mm).....**ULK4**


Doors fitted with ventilation holes

Name holder on every door

Each door fitted with a cam lock and 2 keys (Master Series)

Other sizes and coloured doors available upon request

Steel Finish



Grey



Office Locker

8 Door (H1570 x W800 x D486mm).....**BOM880W15**

6 Door (H1200 x W800 x D486mm).....**BOM680W15**

Mail slot on each door

Each compartment fitted with an adjustable shelf

Name holder on each door

Fitted with soft closing hinges

Each compartment locking with combination lock

Steel Finish



White

mesh lockers



► Full Wire Mesh Lockers - Nest of Two

Single Door (H1980 x W610 x D305mm).....WML12/1-N2

Double Door (H1980 x W610 x D305mm).....WML12/2-N2

High visual security and excellent ventilation

8mm thick solid rod frame

Silver powder coated finish

Hasp & staple locking mechanism



► Full Wire Mesh Lockers - Nest of Two

Three Door (H1980 x W610 x D305mm).....WML12/3-N2

Four Door (H1980 x W610 x D305mm).....WML12/4-N2

High visual security and excellent ventilation

8mm thick solid rod frame

Silver powder coated finish

Hasp & staple locking mechanism

mesh lockers



► Wire Mesh Compartment Lockers

H1360 x W610 x D305mm (8 Compartment).....WM30508COMP

H1360 x W915 x D305mm (12 Compartment).....WM30512COMP

Can be manufactured with or without doors

Hasp & staple locking mechanism

Other depths available



► Wire Mesh Compartment Lockers

H1360 x W1220 x D305mm (16 Compartment).....WM30516COMP

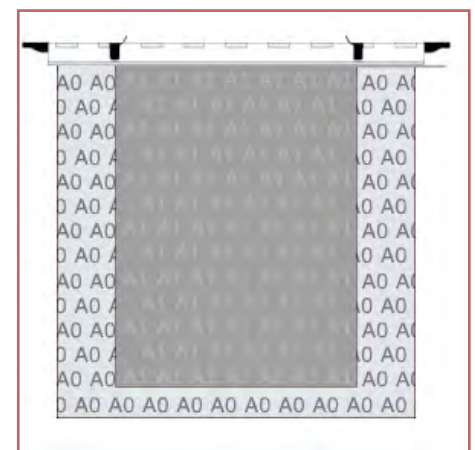
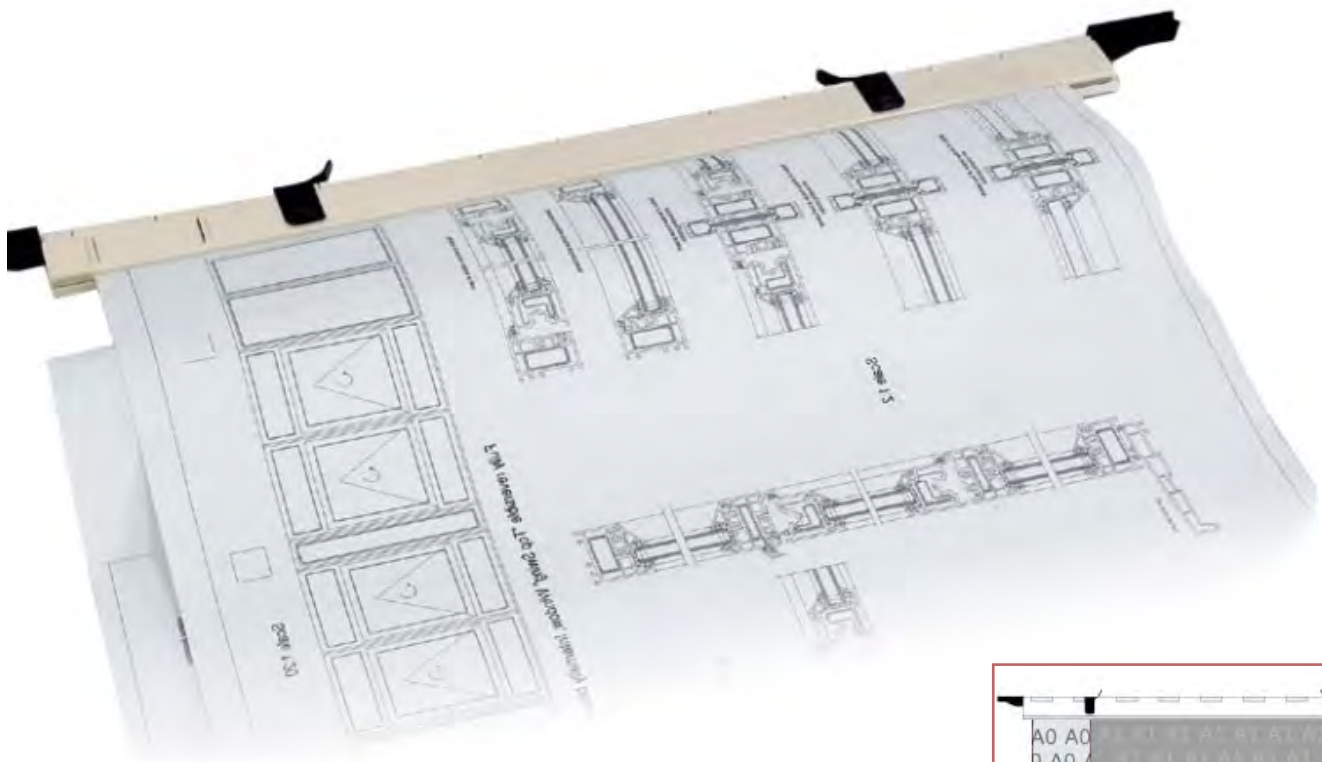
H1360 x W1525 x D305mm (20 Compartment).....WM30520COMP

Can be manufactured with or without doors

Hasp & staple locking mechanism

Other depths available

drawing & plan filing



A0 size hangers can hold both A0 & A1 size drawing

▶ Economy Drawing Hangers


A0 size.....**EA0**

A1 size.....**EA1**

For use within free standing mobile trolley and wall mounted rack

Capacity - up to 100 sheets per planholder (hanger)

drawing & plan filing



▶ Economy Wall Racks

A0.....**EWCA0**

A1.....**EWCA1**

ECO wall racks have a capacity of 10no planholders (hanger). Up to 1,000 plans



▶ Economy Mobile Trolleys

A0.....**EMA0B**

A1.....**EMA1B**

Robust steel construction with durable black epoxy paint
Capacity - 24no planholders (hanger)
Mounted on castors to allow simple movement

drawing & plan filing



Colour Options



Grey White

► Vertical & Skeleton Plan Filing Frame

A0 size Vertical Cabinet**BV/A0/4**
A0 size Skeleton Frame**SK/PFF/A0**
4 prong with anti-tilt



► Ackworth Cross Wire Drawing Board


A0 size..... **ACKWORTH/A0**
A1 size..... **ACKWORTH/A1**

Draughtsman chairs



► Industrial Polyurethane Draughtsman Chair on Glides

Code:..... **LAB-D**
Gas lift tested to 150kg
Folding back also available



Chrome Option



► Medium Back Draughtsman Chair on Glides

Code:..... **MIMPD**
*Please contact our sales team for fabric colour options
Gas lift tested to 150kg
Twin lever mechanism



Chrome Option



Unlimited
Fabrics

monitor arms



Single Arm - White

► Sigma Spring Assisted Monitor Arm (Single & Double)

Sigma - Single Arm.....**SIGMA1(*)**

Sigma - Double Arm.....**SIGMA2(*)**

* Please add BLK=Black, WHT=White to the product code


Top fix installation and through desk bolt fitting included

Built-in spring tension gauge for perfect weight adjustments

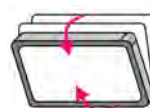
Spring-assisted mechanism allows ease of movement

Quick-release VESA plate

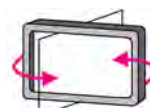
Specifications/Features



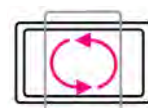
Screen Size
17" - 32"



Tilt Range
+90° - -90°



Swivel Range
+90° - -90°



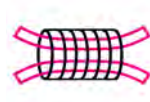
Screen Rotation
+90° - -90°



75 x 75
100 x 100



Curved
Monitor



Cable
Managed



8KG Weight
Capacity

monitor arms



Strela Monitor Arm (Single & Double)

Strela - Single Arm.....**STRELA1(*)**

Strela - Double Arm.....**STRELA2(*)**

* Please add BLK=Black, WHT=White, SLV=Silver to the product code

Free-tilting design for multiple monitor viewing angle
Built-in cable management for an organised and neat workspace
Aluminium construction provides a sleek, lighter and elegant look
Keyhole design allows easy installation



Single Arm Option

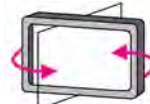
Specifications/Features



Screen Size
17" - 32"



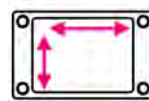
Tilt Range
+30° - -30°



Swivel Range
+90° - -90°



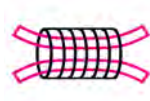
Screen Rotation
+180° - -180°



75 x 75
100 x 100



Curved
Monitor



Cable
Managed



8KG Weight
Capacity



FSA Ergonomic Monitor Arm (Single & Double)

FSA* - Single Monitor Arm.....**FSA1(*)**

FSA - Double Monitor Arm.....**FSA2(*)**

* Please add BLK=Black, WHT=White, SLV=Silver to the product code

Two mounting options through desk or edge desk clamp
Universal 75mm and 100mm Vesa plate included
Power-coated surface finish



Single Arm Option

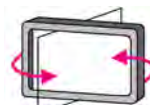
Specifications/Features



Screen Size
17" - 30"



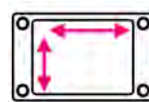
Tilt Range
+80° - -80°



Swivel Range
+110° - -110°



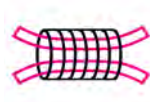
Screen Rotation
+360° - -360°



75 x 75
100 x 100



Curved
Monitor



Cable
Managed



20KG Weight
Capacity*



Black Option

TRM Power Module

TRM 2 x UK, 1 x USB A+C charger.....**2A6(*)T2A3**

TRM 2 x UK, 1 x USB A+C charger, 2 x RJ45 Cat6A.....**2A6(*)T2A4**

* Please add 0=Black, 1=White to the product code

Two G type sockets have resettable 3A thermal fuses and individual ON/OFF switches

Fast USB charge features A+C Type, PD 3.0 & QC 3.0

Two multimedia blank plates can include RJ45 Cat6A, USB 3.0 or HDMI couplers

Designed to fit desk thickness between 15-45mm

All standard options come with a 0.5m drop lead to 3 Pole connector

Available Connections



Smart Charge



Socket G Type (UK)



Data



HDMI



USB



Black



White



Silver




Available Connections



Smart Charge



Socket G Type (UK)



Data



VGA



HDMI



USB



AUDIO



Chroma on Desk Power Module

2 x UK Sockets 3.15A.....2A0(*)32A0

2 x UK Sockets 3.15A, 1 x USB A-C Charger...2A0(*)32A3

*Please add B=Black, W=White, S=Silver to the product code

Available in up to six sockets, USB A+C charger and media connections

UK sockets are individually fused with 3.15A or 5A fuse

Designed to fit desk thickness between 10-34mm



Port EI in Desk Power Module

Port EI 1 x UK socket 3.15A.....2F2(*)31A0

Port EI 1 x UK socket 3.15A, 2 x RJ45 Cat6A...2F2(*)31A0

*Please add 0=Black, 1=White, 2=Grey to the product code

Available with one USB A+C fast charging port, and media connections

Elegant aluminium ring enables quick installation

UK sockets are individually fused with 3.15A or 5A fuse

Designed to fit desk thickness between 10-34mm

Available Connections



Smart Charge




Socket G Type (UK)



Data



HDMI



USB



AUDIO

cable management



► Wire Baskets

L800 x W100 x D55mm.....**WIREBASK/800**

L1000 x W100 x D55mm....**WIREBASK/1000**

L1200 x W100 x D55mm....**WIREBASK/1200**

L1400 x W100 x D55mm....**WIREBASK/1400**

L1600 x W100 x D55mm....**WIREBASK/1600**

For 1600mm workstation order a 1400mm wire basket
Comes with matching plastic fixing allowing access to one side
150mm wide baskets also available

cable management



Opaque

Grey

White

Black

Rotating Cable Spine

Rotating Cable Spine...**ROSPBL(*)**




*Please add O=Opaque, G=Grey, W=White, B=Black to the product code

Maximum height 810mm

Large weighted base for extra stability

Integral segregation for power and data cables



Black	White	Silver
		

Height Adjustable Cable Spine

Height Adjustable Cable Spine...**HASP(*)**


*Please add B=Black, W=White, S=Silver to the product code

Maximum height 1290mm

Large weighted base for extra stability

13 independent oval modular segments

office extras



Felt Notice Boards

900 x 600mm.....**FNB0906**

1200 x 900mm.....**FNB1209**

1800 x 1200mm.....**FNB1812**

Aluminium frame

Corner fixings

Other sizes and colours available
upon request

Felt Options



Blue

Grey



▶ Contract Pinboards

900 x 600mm.....**CPB0906**

1200 x 900mm.....**CPB1209**

1200 x 1200mm.....**CPB1212**

1800 x 1200mm.....**CPB1812**

2400 x 1200mm.....**CPB2412**

Pine Frame

Hessian fabric

Bespoke sizes available upon request



▶ Marker Pens

Code:.....**MARKER/DW/PK4**



▶ Whiteboard Eraser

Code:.....**ERASER/DW**



▶ Whiteboards

900 x 600mm.....**DWB0906**

1200 x 900mm.....**DWB1209**

1800 x 1200mm.....**DWB1812**

Four concealed corner fittings

Aluminium frame

Smooth surface

Magnetic or non-magnetic available



Standard Freestanding Screen

All screens available in ANY size **FS******

*Please contact our sales team for fabric colour options

When ordering please specify your dimensions

Sizes to be quoted in metric with height first

e.g. **FS1612 = H1600 x W1200mm**

Min size H1000 x W1000mm

Max size H1800 x W1800mm



Unlimited
Fabrics



Standard Desktop Screen

Available in ANY width **SDTS****

*Please contact our sales team for fabric colour options

Standard desktop screen height (400mm) but other heights

available upon request

e.g. **SDTS1600 = H400 x W1600mm**

Available with a fabric or
aluminium surround or glazed
perspex with aluminium
surround, please ask our sales
team for more information



Unlimited
Fabrics



Waste Paper Bins

Plastic Bin (Black, Blue, Grey or Red)....**WPBP(*)**

Grey Metal Bin.....**WPBM**

*Please add colour choice to the product code



► **Hat and Coat Stand**

Code:.....HCS



► **Hat, Coat and Umbrella Stand**

Code:..... PMC001



► **Hat, Coat and Umbrella Stand**

Code:.....CH1906



► **Hat, Coat and Umbrella Stand**

Code:.....PMC003



► Microwave Oven

20L..... **MICR17**

Picture for illustration purposes only



► Fridges

Undercounter Fridge c/w Icebox.....**FRIDGE01**

Undercounter Fridge**FRIDGE02**

Larder Fridge.....**FRIDGE03**

Make and models can vary and subject to availability



► Dishwasher

12 Place.....**DISHWASHER/12P**

Make and models can vary and subject to availability



► Kettle

Cordless 1.7 Litre.....**KETTLE01**

Make and models can vary and subject to availability



► Toasters

2 Slice.....**TOASTER/2**

4 Slice.....**TOASTER/4**

Make and models can vary and subject to availability



► Desk Top Fans

9".....**FAN/DESK/09**

12".....**FAN/DESK/12**

16".....**FAN/DESK/16**

16" Floor Standing.....**FAN/PED/16**

Make and models can vary and subject to availability



► Key Cabinets

20 Keys (200 x 160 x 80mm).....**20K20**

48 Keys (250 x 180 x 80mm).....**25K48**

93 Keys (300 x 240 x 80mm).....**30K93**

Fitted with a high quality key lock

Lockable and supplied with two keys

Ideal for the home or office

design ► supply ► deliver ► install
your complete office solution...



Southern Depot (Head Office)

Marsh Road | Lords Meadow Trading Estate | Crediton | Devon | EX17 1EU

Sales: Tel: 01363 775411

Northern Depot

Unit 4 Heathfield Business Park | Heathfield Street | Elland Halifax | Yorkshire | HX5 9AE

Sales: Tel: 01422 311276

www.universallofficesolutions.co.uk | email: sales@uosltd.co.uk